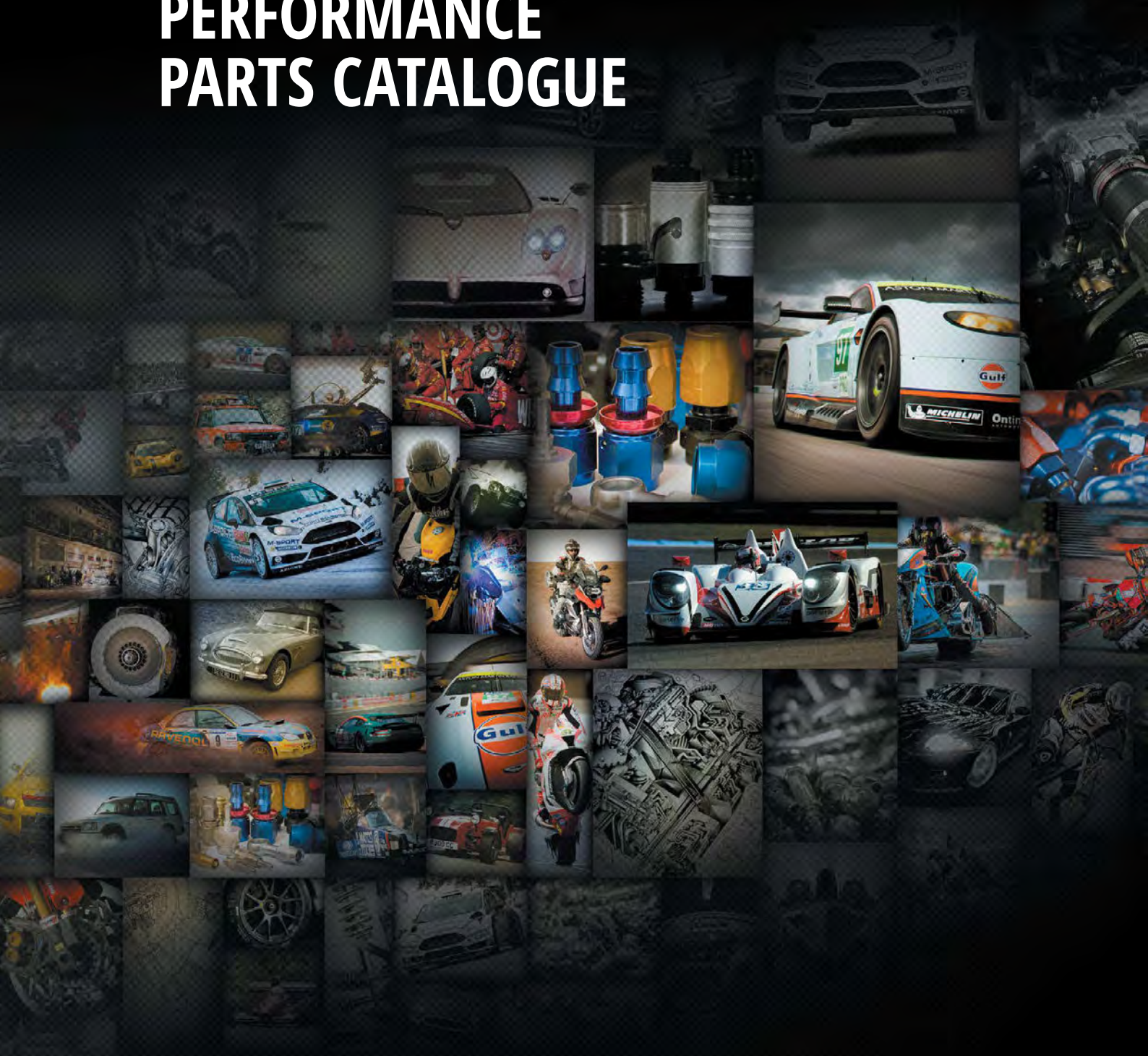



# PERFORMANCE PARTS CATALOGUE



**GOODRIDGE**

[in](#) [ig](#) [fb](#) [tw](#) [goodridge.com](http://goodridge.com)







## Welcome

Goodridge has over 45 years' experience manufacturing and supplying high performance hose and fittings worldwide for every conceivable type of use. Whether that is motor sport, road car, mountain bike or motorcycle applications including ATV, in either original equipment manufacture or after-market, the latest catalogue represents the most comprehensive range of fluid transfer products for that we have ever offered.

Goodridge provides a service with hose, fittings and ancillary products that have a world-wide reputation for durability and reliability demanded by professionals. We provide products that deliver superior performance in critical applications where quality is essential. From simple low pressure push fit type applications to the most complex lightweight high-pressure systems; the solution for you is within these pages.

Goodridge products are available to you from various channels, whether this is direct through one of our nine facility locations globally, or via our extensive worldwide distributor network; you are never far from your nearest Goodridge supplier.

Quality is at the heart of every product Goodridge produces. Whether it is a high performance Goodridge product, or one of our many bespoke items, we ensure the highest standards are maintained. The standards expected of a progressive organisation determined to live up to its reputation for high quality.

Additionally, our modern manufacturing facilities allow for the production of one off or quantity specials to customers' specifications in a variety of materials. We work to TS16949, ISO 14001, ISO 9001, and have global accreditations from Legal certifying bodies, and the world's best car and motorcycle manufacturers. All this from a small Formula Ford racecar team established in 1969.

We've come a long way, with a bright future ahead of us. By offering Flexibility, Agility and capability we'll support our customers and let our passion for performance shine through.

**A winning team, Goodridge and You.**

### Goodridge Worldwide

With eleven facility locations worldwide, and a global network of specialist distributors Goodridge products are always available to you.



**United Kingdom, United States, Mexico, France, Germany, Netherlands, Spain, Japan**



Contents

|  |       |   |    |
|--|-------|---|----|
| <b>Index 84-88</b>   |       |   |    |
| <b>G-Line   G-Flex   G-Max Hose and Fittings</b>           |       |   |    |
| G-Line XF 910/811  | 6     | G-Line Hose Fully Convuluted  | 9  |
| G-Flex 711   | 7     | G-Line Fully Convuluted 710   | 9  |
| G-Flex 511   | 7     | Fully Machined G-Line Swage/Crimp Fittings for: G-Line and G-Line XF 910, 710, 811                        | 10 |
| G-Max 825  | 8     | Adjustable Swage/Crimp Fittings for: G-Line and G-Line XF, 910, 710, 811                                  | 11 |
| G-Line Features and Benefits                               | 8     | G-Line Flexible Coupling Fittings for: Wiggins to suit G-Line and G-Line XF 910, 710, 811 (Made to order) | 12 |
| G-LineXF (Fuel Cell)                                       | 9     | 711 Fully Machined G-Line Crimp Fittings for: G-Line XF 910, 811 G-Flex 711, 511, G-Max 825               | 13 |
| <b>G-link Quick Release Couplings</b>                      |       |   |    |
| G-Link Bayonet-Type  | 18    | G-Link Pull-Type  | 19 |
| <b>Wiggins Couplings, Roll Over Valves and Oil Coolers</b> |       |   |    |
| Wiggins Flexible Couplings                                 | 22    | Alloy Check (Flap) Valve  | 23 |
| Roll Over Valve  | 23    | Large Capacity Fuel Filter  | 23 |
| <b>600, 700 Series Smoothbore</b>                          |       |   |    |
| 600 Series Hose -02 To -04 for: Brake and Clutch           | 26    | Metric Fittings for: 600/700K Series Hose   | 32 |
| 700 Series Aramid Fibre Hose (crimp only)                  | 26    | Metric Swage/Crimp Fittings for: 600/700K Series Hose   | 33 |
| JIC/UNF Re-usable Fittings for 600 Hose                    | 27    | BSP/ NPT Swage/Crimp Fittings   | 33 |
| Metric Re-usable Fittings for 600 Hose                     | 28    | Swage/Crimp Banjos & Tee's for: 600 / 700K Series Hose  | 34 |
| BSP Re-usable Fittings for 600 Hose                        | 29    | Special Line Locators   | 35 |
| Replacement Olives and Sockets for 600 Hose                | 29    | Banjo Bolts   | 36 |
| Re-usable Banjo Fittings                                   | 29/30 | Bleed Nipple Banjo Bolts & Nipples  | 37 |
| Dash 2, 3 and 4 JIC/UNF Fittings for: 600/700K Series Hose | 31    |   |    |
| <b>200, 210 Series Braided Hose and Fittings</b>           |       |   |    |
| 200 Series Hose  | 42    | 336 Forged Fittings for 200, 210 Hose   | 43 |
| 210 Series Hose  | 42    | 236BK JIC Alloy Hose Fittings for: 200, 210 Series Hose   | 44 |
| 236 JIC Alloy Hose Fittings for: 200, 210 Series Hose      | 43    | Carburettor Hose Fittings for: 200, 210 Series Hose   | 44 |
|  |       | 711 Special Fittings - Swivel and Wiggins Cup (Made to order)   | 14 |
|  |       | 77xx Double Swivel Tail Fittings for: G-Line XF 910, 811 G-Flex 711, 511, G-Max 825                       | 14 |
|  |       | 811 re-usable Fittings for: G-Line XF 910, 811 and G-Max 825  | 15 |
|  |       | 811 Special Fittings - Flexible cup fittings for Wiggins couplings (Made to order)                        | 16 |
|  |       | G-Line Hose and Fitting Compatibility Chart   | 16 |
|  |       | Air Jack Lance  | 20 |
|  |       | Oil Coolers   | 24 |
|  |       | Bleed Nipples   | 37 |
|  |       | Special Application Block Adaptors  | 38 |
|  |       | 600 Series Hose (Medium pressure)   | 38 |
|  |       | 600 High Pressure Series (HP)   | 39 |
|  |       | Re-usable Fittings for 600 Hose (Medium pressure)   | 39 |
|  |       | Replacement Sockets and Olives for 600 Hose (Medium Pressure)   | 39 |
|  |       | Swage/Crimp Fittings for: 600 Medium Pressure and 600 High Pressure Hose                                  | 40 |
|  |       | 202 Hose  | 45 |
|  |       | Hose Finisher for: 200, 202, 210 & 536/TF-TU25 Hoses  | 45 |



## Contents

|   |       |  |   |
|---|-------|--|---|
| <b>TF-TU25, 536 Push Fit Hose and Fittings</b>                                    |       |  |   |
| 536 Hose  | 48    |  | JIC/UNF Push Fit Hose Fittings for 536 Hose |
| 536B Hose   | 48    | TF-TU25 Hose   | 49  |
| <b>Hardline and Fittings</b>  |       |  |   |
| Hardline Stainless Steel 836 Tube & Fittings                                      | 52    | Hardline Fittings  | 52  |
|   |       | Hardline Aluminium HL836 Tube and re-usable Aluminium Fittings | 53/54                                       |
| <b>Adaptors</b>   |       |  |   |
| JIC to JIC Equal Thread   | 56/57 | BSP to JIC Adaptors  | 62  |
|   |       | NPT to Push Fit Hose End                                       | 65  |
| JIC to JIC Unequal Thread   | 58    | BSP Female to JIC Male   | 62  |
| JIC Male to Female  | 58    | BSP Male to Metric Male  | 62/63                                       |
| Special Adaptors (modified AN parts)  | 59    | BSP Male Equal Thread  | 63  |
| JIC To NPT Male to Male Adaptors  | 60    | BSP to NPT Male  | 63  |
| NPT Adaptors  | 60/61 | Metric Adaptors  | 63  |
| JIC Male to Metric Male   | 61/62 | Carburettor and Fuel Adaptors                                  | 64  |
| <b>Ancillary</b>  |       |  |   |
| Buna O-Ring   | 68    | Raychem Heatshrink   | 69  |
| Lockwire  | 68    | Polythene Spiral Binding                                       | 69  |
| Clamps  | 68    | Reinforced Plastic Tube  | 70  |
| Hose Separators   | 69    | Fireproof Sleeve   | 70  |
| PVC Heatshrink  | 69    | Alloy Spanners   | 70  |
|   |       | Locknuts   | 70  |
|   |       | Copper Crush Washers   | 71  |
|   |       | Aluminium Crush Washers  | 71  |
|   |       | Stat-O-Seals   | 71  |
|   |       | Bonded Seals (Dowty)   | 71  |
| <b>Brakeline Kits - Car, Motorcycle, Mountain Bike</b>                            |       |  |   |
| Car brakeline Kits  | 76    | MTB Hydraulic Kits   | 77  |
| Motorcycle Brakeline Kits   | 76    | MTB Pads and Dealer Kits                                       | 77  |
| Buildaline  | 78    | MTB Cables   | 77  |
| <b>Tooling</b>  |       |  |   |
| Hand Operated Crimp Machine   | 74    | Crimper Dies   | 74  |
| Crimper   | 74    | Flaring Mandrel  | 74  |
|   |       | Socket Plate   | 74  |
| <b>Assembly Instructions and Technical Information</b>                            |       |  |   |
| Assembly Instructions for 811 Fittings and 910/G-Max 825 Series Hose              | 80    | Assembly Instructions for Hardline and Fittings                | 82  |
| Assembly Instructions for 236, 336 Series Fittings and 200, 210 Series Hose       | 80    | Technical Information  | 82  |
| Assembly Instructions for TF-TU25 & 536 Hose & Push Fit Fittings                  | 81    | Correct Alignments   | 82  |
| Assembly Instructions for re-usable 600 Series (PTFE Smooth Bore) Hose & Fittings | 81    | Hose Length Tolerances   | 82  |
|   |       | Hose Assembly Instructions                                     | 83  |
|   |       | Hose Covering Application Guide                                | 83  |
|   |       | Common Thread Sizes  | 83  |

The Goodridge catalogue forms an extensive guide to our product range and applications and whilst every care is taken to ensure that all information within this catalogue is correct at the time of going to print, we are unable to guarantee this as products

may change after printing. Goodridge furthermore reserves the right to change technical details of our products without prior notification and does not accept responsibility for installations and designs based on information contained within this

catalogue. If you require specific technical information and dimensions for design purposes, Goodridge offer a full technical service, and you should contact a local Goodridge Technical Centre in this instance.









# 01

G-Line | G-Flex | G-Max  
Hose and Fittings



## G-Line XF 910

G-Line XF has outstanding resistance to pressure, much higher than that of conventional convoluted PTFE lined hose. In addition to this G-Line XF hose flow rates are always significantly higher than convoluted PTFE hose and may allow you to reduce the bore size with the subsequent weight and cost savings.

All sizes of G-Line XF are usable at full vacuum (0 bar pressure) up to 130°C. Above this, the vacuum resistance should be reduced 1% for every degree above 130°C. Stainless Steel braided hose is used in applications involving higher temperatures. High tensile grade 304 stainless steel wire is used,

to give maximum pressure resistance and external protection to the hose. **SAEJ1737 compliant**

**Application:**

Fuel, Oil, Water, Methanol, Air

**Temperature range:**

-45°C to +170°C  
-49°F to +338°F

**Material:**

Anti-Static PTFE smoothbore, Aramid fibre Braid

**Fittings:**

Compatible with all 711 and 811 fittings

910 is the number one choice of leading motorsport teams, and our flagship lightweight hose. 910 combines a woven super-light Aramid braid, with a single 100% PTFE inner core - smooth inside for increased flow and convoluted outside for amazing flexibility. Compatible with fully crimped fittings or the revolutionary 811 series re-usable fittings

| PART NO        | BORE SIZE |       | BRAID OD |       | WORKING PRES |      | BURST PRES |      | Weight |       | MIN BEND RAD |       |
|----------------|-----------|-------|----------|-------|--------------|------|------------|------|--------|-------|--------------|-------|
|                | MM        | IN    | MM       | IN    | BAR          | PSI  | BAR        | PSI  | KG/M   | LB/FT | MM           | IN    |
| <b>910-04</b>  | 6.85      | 0.270 | 10.3     | 0.406 | 90           | 1320 | 360        | 5290 | 0.055  | 0.037 | 23.5         | 0.925 |
| <b>910-06*</b> | 9.53      | 0.375 | 13.0     | 0.512 | 80           | 1180 | 320        | 4700 | 0.088  | 0.059 | 20           | 0.787 |
| <b>910-08</b>  | 12.70     | 0.500 | 16.5     | 0.650 | 70           | 1030 | 280        | 4120 | 0.141  | 0.095 | 38           | 1.426 |
| <b>910-10</b>  | 15.88     | 0.625 | 20.8     | 0.819 | 65           | 955  | 260        | 3820 | 0.201  | 0.135 | 45           | 1.772 |
| <b>910-12</b>  | 19.05     | 0.750 | 24.4     | 0.961 | 60           | 880  | 240        | 3530 | 0.292  | 0.196 | 50           | 1.969 |
| <b>910-16</b>  | 25.40     | 1.000 | 32.3     | 1.272 | 50           | 740  | 200        | 2940 | 0.416  | 0.320 | 70           | 2.756 |
| <b>910-20</b>  | 32.00     | 1.260 | 38.4     | 1.512 | 45           | 666  | 180        | 2645 | 0.850  | 0.654 | 100          | 3.937 |



\*910-06 also available as Fuel Cell hose using just the core PTFE tube of G-LineXF hose, removing the outer braid to reduce weight and ensure cleanliness in the tank. Compatible with all fuels including methanol, it can be cut to specific lengths and crimped by Goodridge or one of it's distributors. Perfect for the inside of fuel cells, for lift pump applications. **See page 9**

## G-Line XF 811

**Application:**

Fuel, Oil, Water, Methanol, Air

**Temperature range:**

-70°C to +260°C  
-94°F to +500°F

**Material:**

Anti-Static PTFE smoothbore, Stainless steel braid

**Fittings:**

Compatible with all 711 and 811 fittings

811 hose has all the flexibility and flow rate advantages of 910 hose with a stainless steel braid for additional protection. Compatible with fully crimped fittings or the revolutionary 811 series re-usable fittings

| PART NO       | BORE SIZE |       | BRAID OD |       | WORKING PRES |      | BURST PRES |      | WEIGHT |       | MIN BEND RAD |       |
|---------------|-----------|-------|----------|-------|--------------|------|------------|------|--------|-------|--------------|-------|
|               | MM        | IN    | MM       | IN    | BAR          | PSI  | BAR        | PSI  | KG/M   | LB/FT | MM           | IN    |
| <b>811-04</b> | 6.85      | 0.270 | 9.60     | 0.378 | 90           | 1320 | 360        | 5290 | 0.09   | 0.041 | 19           | 0.750 |
| <b>811-06</b> | 9.53      | 0.375 | 13.0     | 0.512 | 80           | 1180 | 320        | 4700 | 0.14   | 0.094 | 20           | 0.787 |
| <b>811-08</b> | 12.70     | 0.500 | 16.5     | 0.650 | 70           | 1030 | 280        | 4120 | 0.29   | 0.195 | 38           | 1.496 |
| <b>811-10</b> | 15.88     | 0.625 | 20.8     | 0.819 | 65           | 955  | 260        | 3820 | 0.35   | 0.235 | 45           | 1.772 |
| <b>811-12</b> | 19.05     | 0.750 | 24.4     | 0.961 | 60           | 880  | 240        | 3530 | 0.40   | 0.269 | 50           | 1.969 |
| <b>811-16</b> | 25.40     | 1.000 | 32.3     | 1.272 | 50           | 740  | 200        | 2940 | 0.63   | 0.423 | 70           | 2.756 |



**Material Key**

**B:** Brass, **C:** Stainless Steel, **CH:** Chrome Plated, **D:** Aluminium,  
**P:** Zinc Plated Carbon Steel, **Z1:** Silver Plated Carbon Steel

## G-Flex 711

Our newly developed G-Flex hose is a revolution within our industry. Constructed of a fully crimpable, convoluted PTFE core with a carbon impregnated static dissipation liner (impervious to virtually all chemicals) and covered with black aramid fibre or high tensile 304 stainless steel braid, our G-Flex hose is the

lightest, most durable, flexible and crimpable convoluted hose available. SAEJ1737 compliant and compatible with all fuels, including methanol, alcohol and E-85. G-Flex hose is the choice for current, and future champions.

**Application:**

Fuel, Oil, Water, Methanol, Air

**Temperature range:**

-45°C to +170°C  
 -49°F to +338°F

**Material:**

Anti-Static PTFE convoluted, Aramid fibre Braid

**Fittings:**

Compatible with 711 fittings only

711 is the lightest and most flexible aramid fibre braid covered product on the market and SAEJ1737 compliant. Assembled by Goodridge or its distributors, its flexibility lends it to all markets and applications

| PART NO       | BORE SIZE |       | BRAID OD |       | WORKING PRES |     | BURST PRES |      | WEIGHT |       | MIN BEND RAD |      |
|---------------|-----------|-------|----------|-------|--------------|-----|------------|------|--------|-------|--------------|------|
|               | MM        | IN    | MM       | IN    | BAR          | PSI | BAR        | PSI  | KG/M   | LB/FT | MM           | IN   |
| <b>711-06</b> | 9.50      | 0.375 | 12.45    | 0.490 | 45           | 652 | 180        | 2610 | 0.071  | 0.05  | 25           | 0.75 |
| <b>711-08</b> | 12.84     | 0.505 | 15.75    | 0.620 | 34           | 493 | 136        | 1972 | 0.112  | 0.08  | 30           | 1.00 |
| <b>711-10</b> | 18.28     | 0.720 | 20.83    | 0.820 | 30           | 435 | 120        | 1740 | 0.158  | 0.11  | 35           | 1.20 |
| <b>711-12</b> | 19.42     | 0.765 | 22.75    | 0.900 | 24           | 348 | 96         | 1392 | 0.198  | 0.13  | 60           | 2.00 |
| <b>711-16</b> | 27.00     | 1.063 | 31.00    | 1.220 | 20           | 290 | 80         | 1160 | 0.298  | 0.20  | 89           | 2.50 |



## G-Flex 511

**Application:**

Fuel, Oil, Water, Methanol, Air

**Temperature range:**

-70°C to +230°C  
 -94°F to +446°F

**Material :**

Anti-Static PTFE convoluted, Stainless steel braid

**Fittings:**

Compatible with 711 fittings only

511 is the lightest and most flexible high tensile 304 stainless steel braided product on the market with SAEJ1737 compliance. Assembled by Goodridge or its distributors, its flexibility lends it to all markets and applications

| PART NO       | BORE SIZE |       | BRAID OD |       | WORKING PRES |     | BURST PRES |      | WEIGHT |       | MIN BEND RAD |      |
|---------------|-----------|-------|----------|-------|--------------|-----|------------|------|--------|-------|--------------|------|
|               | MM        | IN    | MM       | IN    | BAR          | PSI | BAR        | PSI  | KG/M   | LB/FT | MM           | IN   |
| <b>511-06</b> | 9.50      | 0.375 | 11.95    | 0.470 | 60           | 870 | 240        | 3480 | 0.144  | 0.097 | 19           | 0.75 |
| <b>511-08</b> | 12.84     | 0.505 | 15.25    | 0.600 | 47           | 682 | 188        | 2726 | 0.195  | 0.131 | 25           | 1.00 |
| <b>511-10</b> | 18.28     | 0.720 | 21.20    | 0.835 | 40           | 580 | 160        | 2320 | 0.296  | 0.199 | 30           | 1.20 |
| <b>511-12</b> | 19.42     | 0.765 | 22.70    | 0.894 | 32           | 464 | 128        | 1856 | 0.376  | 0.253 | 50           | 2.00 |
| <b>511-16</b> | 27.00     | 1.063 | 30.60    | 1.205 | 26           | 377 | 104        | 1508 | 0.533  | 0.358 | 63           | 2.50 |





## G-Max 825

Our G-Max hose is another first for Goodridge and our industry. Constructed with 100% PTFE single core and polyester braid G-Max hose is 40% lighter than

rubber core hose. Combined with up to 10% larger ID, and 20% more flow potential than rubber hose G-Max is the choice for you when the ultimate

performance is demanded from a limited budget. G-Max is compatible with all fuels, including methanol, alcohol and E-85 with no vapour loss, and

can be used with our newly developed 711 crimp style fittings and our exclusive 811 reusable fittings. Factory assembled or self-assembled, G-Max hose is

set to revolutionise the motor-sport world. G-Max hose is for use in non-vacuum applications.

**Application:**

Fuel, Oil, Water, Methanol, Air

**Temperature range:**

-40°C to +110°C

-40°F to +230°F

**Material:**

Anti-Static PTFE smoothbore, Polyester Braid

**Fittings:**

Compatible with all 711 and 811 fittings

An award winning product that supplies turbulence free fluids in various applications. re-usable self assembly or crimpable by Goodridge or one of it's distributors.

The most cost effective plumbing solution on the market.

| PART NO       | BORE SIZE |       | BRAID OD |       | WORKING PRES |     | BURST PRES |      | Weight |       | MIN BEND RAD |      |
|---------------|-----------|-------|----------|-------|--------------|-----|------------|------|--------|-------|--------------|------|
|               | MM        | IN    | MM       | IN    | BAR          | PSI | BAR        | PSI  | KG/M   | LB/FT | MM           | IN   |
| <b>825-06</b> | 9.93      | 0.391 | 13.34    | 0.525 | 34           | 493 | 104        | 1508 | 0.100  | 0.067 | 50           | 2.00 |
| <b>825-08</b> | 13.46     | 0.530 | 17.15    | 0.675 | 32           | 464 | 98         | 1421 | 0.140  | 0.094 | 76           | 3.00 |
| <b>825-10</b> | 16.51     | 0.650 | 20.98    | 0.826 | 28           | 406 | 88         | 1276 | 0.204  | 0.137 | 101          | 4.00 |
| <b>825-12</b> | 19.69     | 0.775 | 23.98    | 0.944 | 21           | 305 | 65         | 943  | 0.236  | 0.158 | 126          | 5.00 |



## G-Line Features and Benefits

### G-Line Xf 910,811

- 811 and 910 series – The lightest smooth-bore PTFE hose in the world
- Nominal bore size
- Smooth-bore 100% PTFE single core
- Stainless or Aramid outer braid
- Can be used with 4000, 811 re-usable and 711 crimpable style fittings
- Compatible with all fuels – methanol, alcohol, E-85
- SAE J1737 compliant

### G-Flex 711,511

- THE lightest and most durable, crimpable convoluted hose available
- THE most flexible, crimpable convoluted hose available
- Stainless or Aramid outerbraid
- Convoluted 100% PTFE single core
- Can be used with 711 crimpable style fittings
- Compatible with all fuels – methanol, alcohol, E-85
- SAE J1737 compliant

### G-Max 825

- Smooth-bore 100% PTFE single core
- 40% Lighter than rubber core hose
- 10% Larger I.D. than rubber core hose
- 20% More flow potential than rubber core hose
- Compatible with all fuels – Methanol, Ethanol, E-85
- No vapor loss
- Can be used with both 811 re-usable and 711 crimpable style fittings
- For use in fluid delivery non-vacuum applications



**Material Key**

**B:** Brass, **C:** Stainless Steel, **CH:** Chrome Plated, **D:** Aluminium, **P:** Zinc Plated Carbon Steel, **Z1:** Silver Plated Carbon Steel

## Hose 910 FC (Fuel Cell)

Fuel tank systems

**Temperature range :**

-45°C to 50°C  
-49°F to 122°F

**Material :**

PTFE : SAEJ1737

2 x Options:

- Clear PTFE
- Black PTFE (Anti-Static)

This product is perfect for the inside of fuel cells, for lift pump applications. 910-06FC uses just the centre PTFE tube of G-Line hose, removing the outer braid to reduce weight and ensure cleanliness in the tank. Compatible with all fuels including methanol, it can be cut to specific lengths for use with the standard G-Line fittings.



| PART NO           | BORE SIZE |      | WORKING PRES |     | BURST PRES |     | WEIGHT |       | MIN BEND RAD |       |
|-------------------|-----------|------|--------------|-----|------------|-----|--------|-------|--------------|-------|
|                   | MM        | IN   | BAR          | PSI | BAR        | PSI | KG/M   | LB/FT | MM           | IN    |
| <b>910-06FC</b>   | 9.53      | .375 | 5            | 74  | 20         | 295 | .06    | .0403 | 60.0         | 2.362 |
| <b>910-06FCCL</b> | 9.53      | .375 | 5            | 74  | 20         | 295 | .06    | .0403 | 60.0         | 2.362 |

## G-Line Hose Fully Convoluted

The ultimate range of ultra flexible and light weight hose and fittings. Developed exclusively by Goodridge - the world's leading supplier of light weight PTFE hose. Our G-Line product ranges are the first choice of leading F1,

IRL, NASCAR teams and of W.R.C. competitors. 710 G-Line combines lightness with superb strength and flexibility. The wide fitting range is designed to meet all possible applications and requirements.

## G-Line Hose Fully Convoluted - Hose 710

Fuel, Oil, Water, Methanol, Air

**Temperature range :**

-45°C to + 170°C  
-49°F to + 338°F

**Material :** Anti-Static

Convuluted PTFE bore, Aramid fibre Braid

This exclusive Goodridge development has changed the perception of traditional fluid transfer hoses, worldwide. Constructed of a convoluted PTFE inner tube with a carbon impregnated static dissipation liner (impervious to virtually all chemicals) and covered with the industry's only source of

black Aramid Fibre. This combination offers a fluid transfer hose with strength and pressure ratings superior to most stainless steel braided hoses. Our exclusive 710 Series Hose is over 60% lighter than stainless braided nitrile hose. Its convoluted form gives it collapse resistant

flexibility that offers a 70% tighter bend radius saving time, material and weight. The Aramid Fibre outer braid is literally a bullet-proof material, offering superior strength and fire resistance.



| PART NO       | BORE SIZE |       | BRAID OD |       | WORKING PRES |      | BURST PRES |      | WEIGHT |       | MIN BEND RAD |       |
|---------------|-----------|-------|----------|-------|--------------|------|------------|------|--------|-------|--------------|-------|
|               | MM        | IN    | MM       | IN    | BAR          | PSI  | BAR        | PSI  | KG/M   | LB/FT | MM           | IN    |
| <b>710-04</b> | 7.1       | 0.280 | 11.3     | 0.445 | 70           | 1025 | 330        | 4850 | 0.075  | 0.05  | 20           | 0.787 |
| <b>710-06</b> | 9.5       | 0.375 | 14.4     | 0.567 | 64           | 940  | 256        | 3760 | 0.089  | 0.06  | 25           | 0.985 |
| <b>710-08</b> | 13.3      | 0.525 | 19.2     | 0.756 | 58           | 850  | 235        | 3450 | 0.134  | 0.09  | 25           | 0.985 |
| <b>710-10</b> | 16.0      | 0.630 | 21.5     | 0.846 | 50           | 735  | 200        | 2930 | 0.164  | 0.11  | 32           | 1.260 |
| <b>710-12</b> | 19.5      | 0.768 | 25.6     | 1.008 | 35           | 510  | 170        | 2495 | 0.193  | 0.13  | 40           | 1.575 |
| <b>710-16</b> | 25.4      | 1.000 | 33.9     | 1.335 | 33           | 485  | 133        | 1950 | 0.237  | 0.16  | 50           | 1.968 |
| <b>710-20</b> | 31.8      | 1.250 | 36.5     | 1.457 | 25           | 367  | 75         | 1102 | 0.461  | 0.31  | 70           | 2.756 |

Fully Machined G-Line Swage/Crimp Fittings for: G-Line and G-Line XF 910, 710, 811

**Fitting Type:**

Swage / Crimp

**Application:**

Fuel, Oil, Water, Methanol, Air

**To Suit Hose:**

910, 710, 811

**Please Note:**

Collars need to be ordered separately for all swage / crimp fittings.

Brazed swage/crimp versions available upon request.

The only choice of fitting when the goal is to achieve the World's lightest fluid transfer system offering the utmost in racing environment performance, reliability and weight saving. These fully machined, one-piece fittings are designed for permanent attachment to all our G-Line hose ranges. Our qualified Hose Technicians will individually build your assembly to your exacting specifications. You can build your own lines at your facility with the aid of our G-Line Hydraulic Swage/crimp Machines

**4001** STRAIGHT FEMALE CONCAVE



| PART NO.       | MATERIAL | THREAD      |
|----------------|----------|-------------|
| <b>4001-04</b> | D        | 7/16 x 20   |
| <b>4001-06</b> | D        | 9/16 x 18   |
| <b>4001-08</b> | D        | 3/4 x 16    |
| <b>4001-10</b> | D        | 7/8 x 14    |
| <b>4001-12</b> | D        | 1 1/16 x 12 |
| <b>4001-16</b> | D        | 1 5/16 x 12 |
| <b>4001-20</b> | D        | 1 5/8 x 12  |

**4045** 45° FORGED SWEPT FEMALE CONCAVE SEAT



| PART NO.       | MATERIAL | JIC/UNF THREAD |
|----------------|----------|----------------|
| <b>4045-04</b> | D        | 7/16 x 20      |
| <b>4045-06</b> | D        | 9/16 x 18      |
| <b>4045-08</b> | D        | 3/4 x 16       |
| <b>4045-10</b> | D        | 7/8 x 14       |
| <b>4045-12</b> | D        | 1 1/16 x 12    |

**4046** 45° SWEPT TUBE FEMALE CONCAVE SEAT



| PART NO.       | MATERIAL | THREAD      |
|----------------|----------|-------------|
| <b>4046-04</b> | D        | 7/16 x 20   |
| <b>4046-06</b> | D        | 9/16 x 18   |
| <b>4046-08</b> | D        | 3/4 x 16    |
| <b>4046-10</b> | D        | 7/8 x 14    |
| <b>4046-12</b> | D        | 1 1/16 x 12 |
| <b>4046-16</b> | D        | 1 5/16 x 12 |

**4090** 90° FORGED FEMALE CONCAVE SEAT



| PART NO.       | MATERIAL | JIC/UNF THREAD |
|----------------|----------|----------------|
| <b>4090-04</b> | D        | 7/16 x 20      |
| <b>4090-06</b> | D        | 9/16 x 18      |
| <b>4090-08</b> | D        | 3/4 x 16       |
| <b>4090-10</b> | D        | 7/8 x 14       |
| <b>4090-12</b> | D        | 1 1/16 x 12    |

**4091** 90° SWEPT TUBE FEMALE CONCAVE SEAT



| PART NO.       | MATERIAL | THREAD      |
|----------------|----------|-------------|
| <b>4091-04</b> | D        | 7/16 x 20   |
| <b>4091-06</b> | D        | 9/16 x 18   |
| <b>4091-08</b> | D        | 3/4 x 16    |
| <b>4091-10</b> | D        | 7/8 x 14    |
| <b>4091-12</b> | D        | 1 1/16 x 12 |
| <b>4091-16</b> | D        | 1 5/16 x 12 |

**4120** 120° SWEPT TUBE FEMALE CONCAVE SEAT



| PART NO.       | MATERIAL | JIC/UNF THREAD |
|----------------|----------|----------------|
| <b>4120-04</b> | D        | 7/16 x 20      |
| <b>4120-06</b> | D        | 9/16 x 18      |
| <b>4120-08</b> | D        | 3/4 x 16       |
| <b>4120-10</b> | D        | 7/8 x 14       |
| <b>4120-12</b> | D        | 1 1/16 x 12    |
| <b>4120-16</b> | D        | 1 5/16 x 12    |

**4150** 150° SWEPT TUBE FEMALE CONCAVE SEAT



| PART NO.       | MATERIAL | JIC/UNF THREAD |
|----------------|----------|----------------|
| <b>4150-04</b> | D        | 7/16 x 20      |
| <b>4150-06</b> | D        | 9/16 x 18      |
| <b>4150-08</b> | D        | 3/4 x 16       |
| <b>4150-10</b> | D        | 7/8 x 14       |
| <b>4150-12</b> | D        | 1 1/16 x 12    |
| <b>4150-16</b> | D        | 1 5/16 x 12    |

**4180** 180° SWEPT TUBE FEMALE CONCAVE SEAT



| PART NO.       | MATERIAL | JIC/UNF THREAD |
|----------------|----------|----------------|
| <b>4180-04</b> | D        | 7/16 x 20      |
| <b>4180-06</b> | D        | 9/16 x 18      |
| <b>4180-08</b> | D        | 3/4 x 16       |
| <b>4180-10</b> | D        | 7/8 x 14       |
| <b>4180-12</b> | D        | 1 1/16 x 12    |
| <b>4180-16</b> | D        | 1 5/16 x 12    |

**4441** STRAIGHT MALE CONVEX SEAT



| PART NO.       | MATERIAL | JIC/UNF THREAD |
|----------------|----------|----------------|
| <b>4441-04</b> | D        | 7/16 x 20      |
| <b>4441-06</b> | D        | 9/16 x 18      |
| <b>4441-08</b> | D        | 3/4 x 16       |
| <b>4441-10</b> | D        | 7/8 x 14       |

**40776** STRAIGHT MALE CONVEX SEAT



| PART NO.            | MATERIAL | HOLE SIZE |
|---------------------|----------|-----------|
| <b>40776-04-M10</b> | D        | M10       |
| <b>40776-06-M12</b> | D        | M12       |
| <b>40776-06-M14</b> | D        | M14       |



**Material Key**

**B:** Brass, **C:** Stainless Steel, **CH:** Chrome Plated, **D:** Aluminium,  
**P:** Zinc Plated Carbon Steel, **Z1:** Silver Plated Carbon Steel

Adjustable Swage/Crimp Fittings for: G-Line and G-Line XF, 910, 710, 811

**Fitting Type :**

Swage / Crimp

**Application :**

Fuel, Oil, Water, Methanol, Air

**To Suit Hose :**

910, 710, 811

**Please Note:**

Collars need to be ordered separately for all swage / crimp fittings. (See below)

Adjustable Swage G-Line Fittings are essential when last minute hose end orientation or in-field alignments are required. Additionally, they allow for hose assemblies to be used in multiple locations. Our 360 degree adjustable, 4400 Series G-Line Hose ends offer trouble free installation of pre-fabricated hose assemblies, with the reliability of a swage design. Our qualified Hose Technicians will individually build your assembly to your exacting specifications. You can build your own lines at your facility with the aid of our G-Line Hydraulic Swage Machines.

**4445** 45° FORGED FEMALE CONCAVE SEAT



| PART NO. | MATERIAL | JIC/UNF THREAD |
|----------|----------|----------------|
| 4445-04  | D        | 7/16 x 20      |
| 4445-06  | D        | 9/16 x 18      |
| 4445-08  | D        | 3/4 x 16       |
| 4445-10  | D        | 7/8 x 14       |
| 4445-12  | D        | 1 1/16 x 12    |

**4446** 45° SWEPT TUBE FEMALE CONCAVE SEAT



| PART NO. | MATERIAL | JIC/UNF THREAD |
|----------|----------|----------------|
| 4446-04  | D        | 7/16 x 20      |
| 4446-06  | D        | 9/16 x 18      |
| 4446-08  | D        | 3/4 x 16       |
| 4446-10  | D        | 7/8 x 14       |
| 4446-12  | D        | 1 1/16 x 12    |
| 4446-16  | D        | 1 5/16 x 12    |

**4490** 90° FORGED FEMALE CONCAVE SEAT



| PART NO. | MATERIAL | JIC/UNF THREAD |
|----------|----------|----------------|
| 4490-04  | D        | 7/16 x 20      |
| 4490-06  | D        | 9/16 x 18      |
| 4490-08  | D        | 3/4 x 16       |
| 4490-10  | D        | 7/8 x 14       |
| 4490-12  | D        | 1 1/16 x 12    |

**4491** 90° SWEPT TUBE FEMALE CONCAVE SEAT



| PART NO. | MATERIAL | JIC/UNF THREAD |
|----------|----------|----------------|
| 4491-04  | D        | 7/16 x 20      |
| 4491-06  | D        | 9/16 x 18      |
| 4491-08  | D        | 3/4 x 16       |
| 4491-10  | D        | 7/8 x 14       |
| 4491-12  | D        | 1 1/16 x 12    |
| 4491-16  | D        | 1 5/16 x 12    |

**44120**

120° SWEPT TUBE FEMALE CONCAVE SEAT



| PART NO. | MATERIAL | JIC/UNF THREAD |
|----------|----------|----------------|
| 44120-04 | D        | 7/16 x 20      |
| 44120-06 | D        | 9/16 x 18      |
| 44120-08 | D        | 3/4 x 16       |
| 44120-10 | D        | 7/8 x 14       |
| 44120-12 | D        | 1 1/16 x 12    |

**44150**

150° SWEPT TUBE FEMALE CONCAVE SEAT



| PART NO. | MATERIAL | JIC/UNF THREAD |
|----------|----------|----------------|
| 44150-04 | D        | 7/16 x 20      |
| 44150-06 | D        | 9/16 x 18      |
| 44150-08 | D        | 3/4 x 16       |
| 44150-10 | D        | 7/8 x 14       |
| 44150-12 | D        | 1 1/16 x 12    |

**44180**

180° SWEPT TUBE FEMALE CONCAVE SEAT



| PART NO. | MATERIAL | JIC/UNF THREAD |
|----------|----------|----------------|
| 44180-04 | D        | 7/16 x 20      |
| 44180-06 | D        | 9/16 x 18      |
| 44180-08 | D        | 3/4 x 16       |
| 44180-10 | D        | 7/8 x 14       |
| 44180-12 | D        | 1 1/16 x 12    |

**RC110**

SWAGE COLLAR TO SUIT 710 HOSE FOR DRAW SWAGING



| PART NO. | MATERIAL |
|----------|----------|
| RC110-04 | D        |
| RC110-06 | D        |
| RC110-08 | D        |
| RC110-10 | D        |
| RC110-12 | D        |
| RC110-16 | D        |
| RC110-20 | D        |

To Suit Hose Type : G-Line 710

Please Note : Collars need to be ordered separately for all swage / crimp fittings

**RCC910**

CRIMP COLLAR TO SUIT 811 & 910 HOSE FOR CRIMPING



| PART NO.  | MATERIAL |
|-----------|----------|
| RCC910-04 | D        |
| RCC910-06 | D        |
| RCC910-08 | D        |
| RCC910-10 | D        |
| RCC910-12 | D        |
| RCC910-16 | D        |

To Suit Hose Type : G-Line XF 910, 811

Please Note : Collars need to be ordered separately for all swage / crimp fittings

G-Line Flexible Coupling Fittings for Wiggins to suit G-Line and G-Line XF 910, 710, 811

**Fitting Type :**

Swage / Crimp

**Application :**

Fuel, Oil, Water, Methanol, Air

**To Suit Hose :**

910, 710, 811

**Please Note:**

All DFL fittings are made to order.

Step sizes available upon request.

Please contact our Sales Department

for pricing and availability.

For rapid disconnection and where the need is to connect flexible hose to rigid tube use the Goodridge cup end fittings designed for use with our Wiggins flexible couplings.

**4001DFL**

STRAIGHT



| PART NO.             | MAT | HOSE SIZE | WIGGINS |
|----------------------|-----|-----------|---------|
| <b>4001-08-08DFL</b> | D   | -08       | -08     |
| <b>4001-10-10DFL</b> | D   | -10       | -10     |
| <b>4001-12-12DFL</b> | D   | -12       | -12     |
| <b>4001-16-16DFL</b> | D   | -16       | -16     |

**4046DFL**

45° SWEPT TUBE



| PART NO.             | MAT | HOSE SIZE | WIGGINS |
|----------------------|-----|-----------|---------|
| <b>4046-08-08DFL</b> | D   | -08       | -08     |
| <b>4046-10-10DFL</b> | D   | -10       | -10     |
| <b>4046-12-12DFL</b> | D   | -12       | -12     |
| <b>4046-16-16DFL</b> | D   | -16       | -16     |

**4091DFL**

90° SWEPT TUBE



| PART NO.             | MAT | HOSE SIZE | WIGGINS |
|----------------------|-----|-----------|---------|
| <b>4091-08-08DFL</b> | D   | -08       | -08     |
| <b>4091-10-10DFL</b> | D   | -10       | -10     |
| <b>4091-12-12DFL</b> | D   | -12       | -12     |
| <b>4091-16-16DFL</b> | D   | -16       | -16     |

**4120DFL**

120° SWEPT TUBE



| PART NO.             | MAT | HOSE SIZE | WIGGINS |
|----------------------|-----|-----------|---------|
| <b>4120-08-08DFL</b> | D   | -08       | -08     |
| <b>4120-10-10DFL</b> | D   | -10       | -10     |
| <b>4120-12-12DFL</b> | D   | -12       | -12     |
| <b>4120-16-16DFL</b> | D   | -16       | -16     |

**4150DFL**

150° SWEPT TUBE



| PART NO.             | MAT | HOSE SIZE | WIGGINS |
|----------------------|-----|-----------|---------|
| <b>4150-08-08DFL</b> | D   | -08       | -08     |
| <b>4150-10-10DFL</b> | D   | -10       | -10     |
| <b>4150-12-12DFL</b> | D   | -12       | -12     |
| <b>4150-16-16DFL</b> | D   | -16       | -16     |



**Material Key**

**B:** Brass, **C:** Stainless Steel, **CH:** Chrome Plated, **D:** Aluminium,  
**P:** Zinc Plated Carbon Steel, **Z1:** Silver Plated Carbon Steel

711 Fully Machined G-Line Crimp Fittings for: G-Line XF 910, 811 G-Flex 711, 511, G-Max 825

**Fitting Type:**

Crimp

**Application:**

Fuel, Oil, Water, Methanol, Air

**To suit hose:**

910, 811, 711, 511, 825

**Please Note:\***

Fitting sizes 120°/150°/180°, are brazed and not fully machined

The newly developed 711 range of high performance fittings have been designed to achieve the world's lightest fluid transfer system. The 711 onepiece fittings are fully machined with a larger bore size to create the highest flow characteristics available. Goodridge qualified hose technicians will individually build custom hose assemblies to meet your exact specifications.

**711-01** STRAIGHT FEMALE CONCAVE SEAT



| PART NO.        | MATERIAL | JIC/UNF THREAD |
|-----------------|----------|----------------|
| <b>711-0106</b> | D        | 9/16 x 18      |
| <b>711-0108</b> | D        | 3/4 x 16       |
| <b>711-0110</b> | D        | 7/8 x 14       |
| <b>711-0112</b> | D        | 1 1/16 x 12    |
| <b>711-0116</b> | D        | 1 5/16 x 12    |

**711-30** 30° SWEPT TUBE FEMALE CONCAVE SEAT



| PART NO.        | MATERIAL | JIC/UNF THREAD |
|-----------------|----------|----------------|
| <b>711-3006</b> | D        | 9/16 x 18      |
| <b>711-3008</b> | D        | 3/4 x 16       |
| <b>711-3010</b> | D        | 7/8 x 14       |
| <b>711-3012</b> | D        | 1 1/16 x 12    |
| <b>711-3016</b> | D        | 1 5/16 x 12    |

**711-45** 45° FORGED FEMALE CONCAVE SEAT



| PART NO.        | MATERIAL | JIC/UNF THREAD |
|-----------------|----------|----------------|
| <b>711-4506</b> | D        | 9/16 x 18      |
| <b>711-4508</b> | D        | 3/4 x 16       |
| <b>711-4510</b> | D        | 7/8 x 14       |
| <b>711-4512</b> | D        | 1 1/16 x 12    |

**711-46** 45° SWEPT TUBE FEMALE CONCAVE SEAT



| PART NO.        | MATERIAL | JIC/UNF THREAD |
|-----------------|----------|----------------|
| <b>711-4606</b> | D        | 9/16 x 18      |
| <b>711-4608</b> | D        | 3/4 x 16       |
| <b>711-4610</b> | D        | 7/8 x 14       |
| <b>711-4612</b> | D        | 1 1/16 x 12    |
| <b>711-4616</b> | D        | 1 5/16 x 12    |

**711-60** 60° SWEPT TUBE FEMALE CONCAVE SEAT



| PART NO.        | MATERIAL | JIC/UNF THREAD |
|-----------------|----------|----------------|
| <b>711-6006</b> | D        | 9/16 x 18      |
| <b>711-6008</b> | D        | 3/4 x 16       |
| <b>711-6010</b> | D        | 7/8 x 14       |
| <b>711-6012</b> | D        | 1 1/16 x 12    |
| <b>711-6016</b> | D        | 1 5/16 x 12    |

**711-90** 90° FORGED FEMALE CONCAVE SEAT



| PART NO.        | MATERIAL | JIC/UNF THREAD |
|-----------------|----------|----------------|
| <b>711-9006</b> | D        | 9/16 x 18      |
| <b>711-9008</b> | D        | 3/4 x 16       |
| <b>711-9010</b> | D        | 7/8 x 14       |
| <b>711-9012</b> | D        | 1 1/16 x 12    |

**711-91** 90° SWEPT TUBE FEMALE CONCAVE SEAT



| PART NO.        | MATERIAL | JIC/UNF THREAD |
|-----------------|----------|----------------|
| <b>711-9106</b> | D        | 9/16 x 18      |
| <b>711-9108</b> | D        | 3/4 x 16       |
| <b>711-9110</b> | D        | 7/8 x 14       |
| <b>711-9112</b> | D        | 1 1/16 x 12    |
| <b>711-9116</b> | D        | 1 5/16 x 12    |

**711-120 \*** 120° SWEPT BRAZED TUBE FEMALE CONCAVE SEAT



| PART NO.         | MATERIAL | JIC/UNF THREAD |
|------------------|----------|----------------|
| <b>711-12006</b> | D        | 9/16 x 18      |
| <b>711-12008</b> | D        | 3/4 x 16       |
| <b>711-12010</b> | D        | 7/8 x 14       |
| <b>711-12012</b> | D        | 1 1/16 x 12    |
| <b>711-12016</b> | D        | 1 5/16 x 12    |

**711-150 \*** 150° SWEPT BRAZED TUBE FEMALE CONCAVE SEAT




| PART NO.         | MATERIAL | JIC/UNF THREAD |
|------------------|----------|----------------|
| <b>711-15006</b> | D        | 9/16 x 18      |
| <b>711-15008</b> | D        | 3/4 x 16       |
| <b>711-15010</b> | D        | 7/8 x 14       |
| <b>711-15012</b> | D        | 1 1/16 x 12    |
| <b>711-15016</b> | D        | 1 5/16 x 12    |

**711-180 \*** 180° SWEPT BRAZED TUBE FEMALE CONCAVE SEAT




| PART NO.         | MATERIAL | JIC/UNF THREAD |
|------------------|----------|----------------|
| <b>711-18006</b> | D        | 9/16 x 18      |
| <b>711-18008</b> | D        | 3/4 x 16       |
| <b>711-18010</b> | D        | 7/8 x 14       |
| <b>711-18012</b> | D        | 1 1/16 x 12    |
| <b>711-18016</b> | D        | 1 5/16 x 12    |

77xx Double Swivel Tail Fittings for: G-Line XF 910, 811 G-Flex 711, 511, G-Max 825

| 7746  | 45° SWEEP TUBE FEMALE CONCAVE SEAT |          |                |
|---|------------------------------------|----------|----------------|
|   | PART NO.                           | MATERIAL | JIC/UNF THREAD |
|  | <b>7746-06</b>                     | D        | 9/16 x 18      |
|   | <b>7746-08</b>                     | D        | 3/4 x 16       |
|   | <b>7746-10</b>                     | D        | 7/8 x 14       |
|   | <b>7746-12</b>                     | D        | 1 1/16 x 12    |
|   | <b>7746-16</b>                     | D        | 1 5/16 x 12    |

**TO SUIT HOSE TYPE:** G-LINE XF 910/811, G-FLEX 711/511, G-MAX 825



**Please Note:**  
COLLARS NEED TO BE ORDERED SEPARATELY FOR ALL CRIMP FITTINGS

| RCC711  | CRIMP COLLAR TO SUIT 811/910, 711/511, 825 |     |
|---|--|-----|
|   | PART NO.                                   | MAT |
|  | <b>RCC711-06</b>                           | D   |
|   | <b>RCC711-08</b>                           | D   |
|   | <b>RCC711-10</b>                           | D   |
|   | <b>RCC711-12</b>                           | D   |
|   | <b>RCC711-16</b>                           | D   |



711 Special Fittings - Swivel and Wiggins Cup

**Please Note:**  
To avoid large 'step-ups' in size, not all tail sizes are available with all thread/cup sizes.  
Collars need to be ordered separately for all crimp fittings.


All parts are assembled and quoted to order. Please contact our Sales Department for pricing and availability.

| 7731-<br>7761-<br>77120-<br>77150-<br>77180-  | 711 SWEPT DOUBLE SWIVEL TAIL |           |     |                        |
|---|------------------------------|-----------|-----|------------------------|
|   | PART NO.                     | SIZE      | MAT | JIC/UNF THREAD         |
|   | <b>7731-</b>                 | <b>XX</b> | D   | <b>-06</b> 9/16 x 18   |
|  | <b>7761-</b>                 | <b>XX</b> | D   | <b>-08</b> 3/4 x 16    |
|   | <b>77120-</b>                | <b>XX</b> | D   | <b>-10</b> 7/8 x 14    |
|   | <b>77150-</b>                | <b>XX</b> | D   | <b>-12</b> 1-1/16 x 12 |
|   | <b>77180-</b>                | <b>XX</b> | D   | <b>-16</b> 1-5/16 x 12 |

**EXAMPLE PART No.**  
for a -16 30° 711 swept double swivel tail in aluminium: **7731-16D**



| 711001-<br>711031-<br>711046-<br>711061-<br>711091-<br>711120-<br>711150-<br>711180- | 711 MALE SWIVEL THREAD |           |             |     |                        |
|--|------------------------|-----------|-------------|-----|------------------------|
|  | PART NO.               | TAIL SIZE | THREAD SIZE | MAT | JIC/UNF THREAD         |
|   | <b>711001</b>          | <b>XX</b> | <b>XX</b>   | D   | <b>-06</b> 9/16 x 18   |
|  | <b>711031</b>          | <b>XX</b> | <b>XX</b>   | D   | <b>-08</b> 3/4 x 16    |
|  | <b>711046</b>          | <b>XX</b> | <b>XX</b>   | D   | <b>-10</b> 7/8 x 14    |
|  | <b>711061</b>          | <b>XX</b> | <b>XX</b>   | D   | <b>-12</b> 1-1/16 x 12 |
|  | <b>711091</b>          | <b>XX</b> | <b>XX</b>   | D   | <b>-16</b> 1-5/16 x 12 |
|    | <b>711120</b>          | <b>XX</b> | <b>XX</b>   | D   |                        |
|  | <b>711150</b>          | <b>XX</b> | <b>XX</b>   | D   |                        |
|  | <b>711180</b>          | <b>XX</b> | <b>XX</b>   | D   |                        |

**EXAMPLE PART No.**  
for a -06 tail and thread -06 straight 711 male swivel thread aluminium: **711001-06-06D**

| 7791  | 90° SWEEP TUBE FEMALE |          |                |
|---|-----------------------|----------|----------------|
|   | PART NO.              | MATERIAL | JIC/UNF THREAD |
|  | <b>7791-06</b>        | D        | 9/16 x 18      |
|   | <b>7791-08</b>        | D        | 3/4 x 16       |
|   | <b>7791-10</b>        | D        | 7/8 x 14       |
|   | <b>7791-12</b>        | D        | 1 1/16 x 12    |
|   | <b>7791-16</b>        | D        | 1 5/16 x 12    |



**TO SUIT HOSE TYPE:** G-LINE XF 910, 811

**Please Note:**  
COLLARS NEED TO BE ORDERED SEPARATELY FOR ALL SWAGE /CRIMP FITTINGS

| 7731-<br>7746-<br>7761-<br>7791-<br>77120-<br>77150-<br>77180-                      | 711 DFL WIGGINS CUP WITH DOUBLE SWIVEL TAIL |           |              |     |
|---|---|-----------|--------------|-----|
|   | PART NO.                                    | TAIL SIZE | CUP SIZE     | MAT |
|  | <b>7731-</b>                                | <b>XX</b> | <b>XXDFL</b> | D   |
|  | <b>7746-</b>                                | <b>XX</b> | <b>XXDFL</b> | D   |
|   | <b>7761-</b>                                | <b>XX</b> | <b>XXDFL</b> | D   |
|   | <b>7791-</b>                                | <b>XX</b> | <b>XXDFL</b> | D   |
|   | <b>77120-</b>                               | <b>XX</b> | <b>XXDFL</b> | D   |
|   | <b>77150-</b>                               | <b>XX</b> | <b>XXDFL</b> | D   |
|   | <b>77180-</b>                               | <b>XX</b> | <b>XXDFL</b> | D   |

**EXAMPLE PART No.**  
for a -06 tail and -10 cup 30° 711 DFL wiggins cup double swivel tail: **7731-0610DFL**

| SIZES      |
|------------|
| <b>-06</b> |
| <b>-08</b> |
| <b>-10</b> |
| <b>-12</b> |
| <b>-16</b> |

| 71101-<br>71130-<br>71145-<br>71160-<br>71190-<br>711120-<br>711150-<br>711180-     | 711 DFL WIGGINS CUP |              |     |
|---|---------------------|--------------|-----|
|   | PART NO.            | CUP SIZE     | MAT |
|  | <b>711-01</b>       | <b>XXDFL</b> | D   |
|   | <b>711-30</b>       | <b>XXDFL</b> | D   |
|   | <b>711-45</b>       | <b>XXDFL</b> | D   |
|   | <b>711-60</b>       | <b>XXDFL</b> | D   |
|   | <b>711-90</b>       | <b>XXDFL</b> | D   |
|  | <b>711-120</b>      | <b>XXDFL</b> | D   |
|   | <b>711-150</b>      | <b>XXDFL</b> | D   |
|   | <b>711-180</b>      | <b>XXDFL</b> | D   |

**EXAMPLE PART No.**  
for a -06 cup 30° 711 DFL wiggins cup in aluminium: **711-3006DFL**

| SIZES      |
|------------|
| <b>-06</b> |
| <b>-08</b> |
| <b>-10</b> |
| <b>-12</b> |
| <b>-16</b> |



**Material Key**

**B:** Brass, **C:** Stainless Steel, **CH:** Chrome Plated, **D:** Aluminium,  
**P:** Zinc Plated Carbon Steel, **Z1:** Silver Plated Carbon Steel

811 Re-Usable Fittings for: G-Line XF 910, 811 and G-Max 825

**Fitting Type:**

Re-Usable

**Application:**

Fuel, Oil, Water, Methanol, Air

**To suit hose:**

G-LineXF 910, 811 and G-Max 825

Goodridge patented 811 re-usable fittings attachment method provides, for the first time, a fully re-usable olive free fitting designed exclusively for use with lightweight PTFE hose.

**811-01** STRAIGHT FEMALE



| PART NO.        | MAT | JIC/UNF THREAD |
|-----------------|-----|----------------|
| <b>811-0104</b> | D   | 7/16 x 20      |
| <b>811-0106</b> | D   | 9/16 x 18      |
| <b>811-0108</b> | D   | 3/4 x 16       |
| <b>811-0110</b> | D   | 7/8 x 14       |
| <b>811-0112</b> | D   | 1 1/16 x 12    |
| <b>811-0116</b> | D   | 1 5/16 x 12    |

**812-45** 45° FORGED FEMALE



| PART NO.        | MAT | JIC/UNF THREAD |
|-----------------|-----|----------------|
| <b>812-4506</b> | D   | 9/16 x 18      |
| <b>812-4508</b> | D   | 3/4 x 16       |
| <b>812-4510</b> | D   | 7/8 x 14       |
| <b>812-4512</b> | D   | 1 1/16 x 12    |

**811-45** 45° SWEPT TUBE FEMALE



| PART NO.        | MAT | JIC/UNF THREAD |
|-----------------|-----|----------------|
| <b>811-4504</b> | D   | 7/16 x 20      |
| <b>811-4506</b> | D   | 9/16 x 18      |
| <b>811-4508</b> | D   | 3/4 x 16       |
| <b>811-4510</b> | D   | 7/8 x 14       |
| <b>811-4512</b> | D   | 1 1/16 x 12    |
| <b>811-4516</b> | D   | 1 5/16 x 12    |

**812-90** 90° FORGED FEMALE



| PART NO.        | MAT | JIC/UNF THREAD |
|-----------------|-----|----------------|
| <b>812-9006</b> | D   | 9/16 x 18      |
| <b>812-9008</b> | D   | 3/4 x 16       |
| <b>812-9010</b> | D   | 7/8 x 14       |
| <b>812-9012</b> | D   | 1 1/16 x 12    |

**811-90** 90° SWEPT TUBE FEMALE



| PART NO.        | MAT | JIC/UNF THREAD |
|-----------------|-----|----------------|
| <b>811-9004</b> | D   | 7/16 x 20      |
| <b>811-9006</b> | D   | 9/16 x 18      |
| <b>811-9008</b> | D   | 3/4 x 16       |
| <b>811-9010</b> | D   | 7/8 x 14       |
| <b>811-9012</b> | D   | 1 1/16 x 12    |
| <b>811-9016</b> | D   | 1 5/16 x 12    |

**811-120** 120° SWEPT TUBE FEMALE



| PART NO.         | MAT | JIC/UNF THREAD |
|------------------|-----|----------------|
| <b>811-12004</b> | D   | 7/16 x 20      |
| <b>811-12006</b> | D   | 9/16 x 18      |
| <b>811-12008</b> | D   | 3/4 x 16       |
| <b>811-12010</b> | D   | 7/8 x 14       |
| <b>811-12012</b> | D   | 1 1/16 x 12    |
| <b>811-12016</b> | D   | 1 5/16 x 12    |

**811-150** 150° SWEPT TUBE FEMALE



| PART NO.         | MAT | JIC/UNF THREAD |
|------------------|-----|----------------|
| <b>811-15004</b> | D   | 7/16 x 20      |
| <b>811-15006</b> | D   | 9/16 x 18      |
| <b>811-15008</b> | D   | 3/4 x 16       |
| <b>811-15010</b> | D   | 7/8 x 14       |
| <b>811-15012</b> | D   | 1 1/16 x 12    |
| <b>811-15016</b> | D   | 1 5/16 x 12    |

**811-180** 180° SWEPT TUBE FEMALE



| PART NO.         | MAT | JIC/UNF THREAD |
|------------------|-----|----------------|
| <b>811-18004</b> | D   | 7/16 x 20      |
| <b>811-18006</b> | D   | 9/16 x 18      |
| <b>811-18008</b> | D   | 3/4 x 16       |
| <b>811-18010</b> | D   | 7/8 x 14       |
| <b>811-18012</b> | D   | 1 1/16 x 12    |
| <b>811-18016</b> | D   | 1 5/16 x 12    |

811 Special Fittings - Flexible cup fittings for Wiggins couplings

**Please Note:**

To avoid large 'step-ups' in size, not all tail sizes are available with all thread/cup sizes. Collars need to be ordered separately for all crimp fittings.

All parts are assembled and quoted to order. Please contact our Sales Department for pricing and availability.

| 811-01                | STRAIGHT FEMALE |      |         |  |
|-----------------------|-----------------|------|---------|--|
| PART NO.              | MATERIAL        | HOSE | WIGGINS |  |
| <b>811-0106-08DFL</b> | D               | -6   | -8      |  |
| <b>811-0108DFL</b>    | D               | -8   | -8      |  |
| <b>811-0110DFL</b>    | D               | -10  | -10     |  |
| <b>811-0112DFL</b>    | D               | -12  | -12     |  |
| <b>811-0116DFL</b>    | D               | -16  | -16     |  |

| 811-45                | 45° SWEPT TUBE |      |         |  |
|-----------------------|----------------|------|---------|--|
| PART NO.              | MATERIAL       | HOSE | WIGGINS |  |
| <b>811-4506-08DFL</b> | D              | -6   | -8      |  |
| <b>811-4508DFL</b>    | D              | -8   | -8      |  |
| <b>811-4510DFL</b>    | D              | -10  | -10     |  |
| <b>811-4512DFL</b>    | D              | -12  | -12     |  |
| <b>811-4516DFL</b>    | D              | -16  | -16     |  |

| 811-90                | 90° SWEPT TUBE |      |         |  |
|-----------------------|----------------|------|---------|--|
| PART NO.              | MATERIAL       | HOSE | WIGGINS |  |
| <b>811-9006-08DFL</b> | D              | -6   | -8      |  |
| <b>811-9008DFL</b>    | D              | -8   | -8      |  |
| <b>811-9010DFL</b>    | D              | -10  | -10     |  |
| <b>811-9012DFL</b>    | D              | -12  | -12     |  |
| <b>811-9016DFL</b>    | D              | -16  | -16     |  |

| 811-120                | 120° SWEPT TUBE |      |         |  |
|------------------------|-----------------|------|---------|--|
| PART NO.               | MATERIAL        | HOSE | WIGGINS |  |
| <b>811-12006-08DFL</b> | D               | -6   | -8      |  |
| <b>811-12008DFL</b>    | D               | -8   | -8      |  |
| <b>811-12010DFL</b>    | D               | -10  | -10     |  |
| <b>811-12012DFL</b>    | D               | -12  | -12     |  |
| <b>811-12016DFL</b>    | D               | -16  | -16     |  |

| 811-150                | 150° SWEPT TUBE |      |         |  |
|------------------------|-----------------|------|---------|--|
| PART NO.               | MATERIAL        | HOSE | WIGGINS |  |
| <b>811-15006-08DFL</b> | D               | -6   | -8      |  |
| <b>811-15008DFL</b>    | D               | -8   | -8      |  |
| <b>811-15010DFL</b>    | D               | -10  | -10     |  |
| <b>811-15012DFL</b>    | D               | -12  | -12     |  |
| <b>811-15016DFL</b>    | D               | -16  | -16     |  |

**811-120**  
with wiggins clamp attached

G-Line Hose and Fitting Compatibility Chart

| FITTING TYPE                          | HOSE TYPE |     |     |     |     |     |
|---------------------------------------|-----------|-----|-----|-----|-----|-----|
|                                       | 910       | 811 | 710 | 711 | 511 | 825 |
| <b>711</b><br>Machined Crimp Fittings |           |     | N/A |     |     |     |
| <b>811</b><br>Re-Usable Fittings      |           |     | N/A | N/A | N/A |     |
| <b>4000</b><br>Swage/Crimp Fittings   |           |     | *   | N/A | N/A | N/A |

\*Collar RC110 required, draw swage only





# 02

G-link Quick Release Couplings



G-Link Bayonet-Type

**G-LINK**  
Quick Disconnect Couplings



The Quick Disconnect Couplings of the Advantage series, G-Link Bayonet-Type are compact and lightweight cou-

plings, developed for hydraulic and pneumatic purposes in motorsport with operating pressure up to 200 bar. The


locking mechanism with bayonet is designed for one-hand operation, pushing and twisting the outer sleeve, with no

separate actuation required for operation. Both halves, coupler and nipple, are equipped with self-acting valves to stop fluid


loss during uncoupling, as well as air inclusion during coupling.

| G-LINK BAYONET-TYPE |   | DIMENSIONS |            |                | DETAILS       |        |                 |
|---------------------|---|------------|------------|----------------|---------------|--------|-----------------|
| NOMINAL SIZE 03     |   | HEX A/F    | O/A LENGTH | COUPLED LENGTH | NOMINAL DIAM. | MWP    | WEIGHT IN GRAMS |
| <b>GQD03BP03EA</b>  | QDV Bayonet-Type Plug -03 JIC TFE/P seal          | 13mm       | 34.7mm     | 38mm           | 3.5mm         | 200bar | 7               |
| <b>GQD03BS03EA</b>  | QDV Bayonet-Type Socket -03 JIC TFE/P seal        | 13mm       | 42.5mm     |                | 3.5mm         | 200bar | 10              |
| <b>GQD03BP03F</b>   | QDV Bayonet-Type Plug -03 JIC FPM seal            | 13mm       | 34.7mm     | 38mm           | 3.5mm         | 200bar | 7               |
| <b>GQD03BS03F</b>   | QDV Bayonet-Type Socket -03 JIC FPM seal          | 13mm       | 42.5mm     |                | 3.5mm         | 200bar | 10              |
| <b>GQD03BP04EA</b>  | QDV Bayonet-Type Plug -04 JIC TFE/P seal          | 13mm       | 36.2mm     | 38mm           | 3.5mm         | 200bar | 7               |
| <b>GQD03BS04EA</b>  | QDV Bayonet-Type Socket -04 JIC TFE/P seal        | 13mm       | 44.05mm    |                | 3.5mm         | 200bar | 11              |
| <b>GQD03BP04F</b>   | QDV Bayonet-Type Plug -04 JIC FPM seal            | 13mm       | 36.2mm     | 38mm           | 3.5mm         | 200bar | 7               |
| <b>GQD03BS04F</b>   | QDV Bayonet-Type Socket -04 JIC FPM seal          | 13mm       | 44.05mm    |                | 3.5mm         | 200bar | 11              |
| NOMINAL SIZE 05     |   |            |            |                |               |        |                 |
| <b>GQD05BP04F</b>   | QDV Bayonet-Type Plug -04 JIC FPM seal            | 17mm       | 39.6mm     | 43mm           | 5.5mm         | 150bar | 13              |
| <b>GQD05BS04F</b>   | QDV Bayonet-Type Socket -04 JIC FPM seal          | 17mm       | 47.5mm     |                | 5.5mm         | 150bar | 17              |
| <b>GQD05BP04BEA</b> | QDV Bayonet-Type Plug -04 JIC TFE/P bulkhead seal | 17mm       | 39.6mm     | 43mm           | 5.5mm         | 150bar | 13              |
| <b>GQD05BS04EA</b>  | QDV Bayonet-Type Socket -04 JIC TFE/P seal        | 17mm       | 47.5mm     |                | 5.5mm         | 150bar | 17              |
| <b>GQD05BP06F</b>   | QDV Bayonet-Type Plug -06 JIC FPM seal            | 17mm       | 39.6mm     | 43mm           | 5.5mm         | 150bar | 14              |
| <b>GQD05BS06F</b>   | QDV Bayonet-Type Socket -06 JIC FPM seal          | 17mm       | 47.5mm     |                | 5.5mm         | 150bar | 18              |
| NOMINAL SIZE 08     |   |            |            |                |               |        |                 |
| <b>GQD08BP06F</b>   | QDV Bayonet-Type Plug -06 JIC FPM seal            | 24mm       | 49.1mm     | 58mm           | 8.5mm         | 100bar | 26              |
| <b>GQD08BS06F</b>   | QDV Bayonet-Type Socket -06 JIC FPM seal          | 24mm       | 58.6mm     |                | 8.5mm         | 100bar | 38              |
| <b>GQD08BP08F</b>   | QDV Bayonet-Type Plug -08 JIC FPM seal            | 24mm       | 51.6mm     | 58mm           | 8.5mm         | 100bar | 30              |
| <b>GQD08BS08F</b>   | QDV Bayonet-Type Socket -08 JIC FPM seal          | 24mm       | 61.1mm     |                | 8.5mm         | 100bar | 42              |

G-Link Bayonet-Type



G-Link Pull-Type



Optionally the dry break coupling can be used as a security shut-off device, e.g. for fuel lines. For this purpose one half of the coupling is equipped with a lanyard to separate the halves in case of an accident. The unique locking mechanism design allows activation of separation by pulling the male half. So it is possible to install two inversely arranged couplings to avoid the risk of mistakes.

All body sizes of the G-Link Pull-Type series Quick Disconnect Couplings are also available in a non-locking version, designed for use in refill units. Please ask for additional information on couplings and refill units.

**Material Key**

**B:** Brass, **C:** Stainless Steel, **CH:** Chrome Plated, **D:** Aluminium, **P:** Zinc Plated Carbon Steel, **Z1:** Silver Plated Carbon Steel

## G-Link Pull-Type

The Quick Disconnect Couplings of the Advantage series, G-Link Pull-Type, are compact and lightweight couplings, developed for hydraulic and pneumatic purposes in motorsport with

operating pressure up to 200 bar. The locking mechanism is designed for one-hand operation; no separate actuation of the retaining sleeve is required for operation. To verify the

correct connection, the female half is equipped with a green indicator ring. This indicator ring can, alternatively, be replaced by a retaining clamp. This can only be attached when the halves

are coupled and eliminates the risk of unintentional uncoupling. Additionally the whole operating mechanism is O-ring sealed to achieve particular suitability for rough conditions and to reduce

environmental effects. Both halves, coupler and nipple, are equipped with self-acting valves to stop fluid loss during uncoupling, as well as air inclusion, during coupling.

### G-LINK PULL-TYPE

|                        |   | DIMENSIONS |            |                | DETAILS       |        |                 |
|------------------------|---|------------|------------|----------------|---------------|--------|-----------------|
|                        |   | HEX A/F    | O/A LENGTH | COUPLED LENGTH | NOMINAL DIAM. | MWP    | WEIGHT IN GRAMS |
| <b>NOMINAL SIZE 08</b> |   |            |            |                |               |        |                 |
| <b>GQD08PP06F</b>      | QDV Pull-Type Plug -06 JIC FPM seal           | 27mm       | 42.6mm     | 52.6mm         | 8.0mm         | 150bar | 36              |
| <b>GQD08PS06F</b>      | QDV Pull-Type Socket -06 JIC FPM seal         | 24mm       | 52mm       | 52.6mm         | 8.0mm         | 150bar | 56              |
| <b>GQD08PS06LF</b>     | QDV Pull-Type Socket -06 JIC Lanyard FPM seal | 24mm       | 52mm       |                | 8.0mm         | 150bar | 60              |
| <b>GQD08PP08F</b>      | QDV Pull-Type Plug -08 JIC FPM seal           | 27mm       | 45.1mm     | 52.6mm         | 8.0mm         | 150bar | 38              |
| <b>GQD08PS08LF</b>     | QDV Pull-Type Socket -08 JIC Lanyard FPM seal | 24mm       | 54.5mm     |                | 8.0mm         | 150bar | 64              |
| <b>NOMINAL SIZE 14</b> |   |            |            |                |               |        |                 |
| <b>GQD14PP12F</b>      | QDV Pull-Type Plug -12 JIC FPM seal           | 36mm       | 56.1mm     | 64.6mm         | 14.0mm        | 100bar | 84              |
| <b>GQD14PS12F</b>      | QDV Pull-Type Socket -12 JIC FPM seal         | 32mm       | 71.1mm     | 64.6mm         | 14.0mm        | 100bar | 140             |

### Technical Information

FKM (Viton) seals, in use in fuel systems for many years, don't have the chemical resistance for usage with current fuel mixtures, where ethanol or methanol are incorporated. Goodridge found the perfect solution for this challenge: a compound also resistant to all currently used fuel blends, e.g.

- Adblue (additive for scr; selective catalytic reduction)
- B5 (Diesel Blend; Containing 5% Biodiesel)
- B10
- B20 (Biodiesel)
- B100 (Biodiesel)
- E85 (gasoline blend; containing 85% Ethanol)
- Vegetable Oil
- Ethanol

Additionally this applied compound has at least the same resistance to temperature and mechanical stress as the standard FKM compound and is even better qualified for lower temperatures than FFKM compounds e.g. Kalrez. The consequence for motorsport applications is that the complete range can be covered with only two different sealing materials.

### Seal materials, choice

The standard sealing material is a modified fluorinated rubber compound (FPM, FKM, Viton), which is identified with the suffix "B". This new material is only available in G-Link Quick Disconnect Couplings and allows the use for fuel-alcohol mixtures, pure ethanol and vegetable oil. Other materials as nitrile rubber (NBR), Tetrafluoroethylene + Propylene (TFE/P) are available on request.

### The operating temperatures are the following, dependent upon sealing material:

| MATERIAL | CHEMICAL DESCRIPTION            | OPERATING TEMPERATURES | REPRESENTATIVE FLUIDS        |
|----------|---------------------------------|------------------------|------------------------------|
| FPM B    | Fluorcarbon, mod.               | -20°C to +200°C        | Fuel, ethanol, vegetable oil |
| NBR      | Nitril-Butadien                 | -25°C to +120°C        | Oils, mineral greases        |
| TFE/P    | Tetrafluoroethylene + Propylene | -5°C to +170°C         | Brake fluids                 |

Each coupling half is laser-etched with part number. and sealing material (*see part number guide*).

### Hydraulic ports

The hydraulic connection is unioned by a male thread with a conical seal of 37° according to **MS 33656** (standard) or **MS 33657** (bulkhead version).

| SIZE | NOMINAL SIZE | THREADS                     |
|------|--------------|-----------------------------|
| 05   | 5mm          | 7/16-20 UNF or 9/16-18 UNF  |
| 08   | 8mm          | 9/16-18 UNF or 3/4 -16 UNF  |
| 14   | 14mm         | 7/8-14 UNF or 1-1/16-12 UNF |

**Other connector style can be produced upon request.**



ASTON MARTIN RACING







# 03

Wiggins Couplings,  
Roll Over Valves and Oil Coolers

Wiggins Flexible Couplings

**Design Features:**

One-handed Installation, Standard profile, Medium Pressure, Integral Electrical Bonding, Available in Aluminium and Stainless Steel.

- W991-XX-DE** Clamp + sleeve (no ferrule)
- W994-XX-DE** Clamp only (no sleeve, no ferrule)
- W903-XX-D** Weld Ferrule
- W908-XX-D** Sleeve
- OR-XX** Green Viton O-Ring

**-XX-** insert your required size from -08 to -64

Clamps and ferrules also available in stainless steel

The W900 Series Clamshell Coupling is the result of more than three decades of experience at Adel Wiggins in the design and production of reliable flexible tube connectors. The W900 Series Clamshell Connectors utilize a locking latch design, eliminating the installation

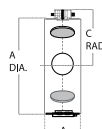
of safety wire and offering one-handed installation. Integral electrical bonding eliminates the need for external clamps, fasteners and jumper wire required by most other connectors. The elimination of safety wire, grounding clamps and jumpers provides for a

low weight connector. Goodridge offer a complete range of light weight hose fittings designed to connect directly onto Wiggins clamshell couplings, allowing you to connect from hard tube to flexible hose quickly and reliably.



Wiggins Full connectors (W991) (less ferrules)

| TUBE O.D. SIZE | ALUMINIUM        |          | SEAL SIZE PER MS 33366 | DIMENSIONS |       |       | CLAMP ONLY      | SLEEVE          | O-RING       |
|----------------|------------------|----------|------------------------|------------|-------|-------|-----------------|-----------------|--------------|
|                | PART NO.         | WT. LBS. |                        | A MAX      | B MAX | C MAX | PART NO.        | PART NO.        | PART NO.     |
| 1/2            | <b>W991-08DE</b> | .034     | -015                   | .739       | .851  | .90   | <b>W994-08D</b> | <b>W908-08D</b> | <b>OR-08</b> |
| 5/8            | <b>W991-10DE</b> | .038     | -017                   | .739       | .976  | .96   | <b>W994-10D</b> | <b>W908-10D</b> | <b>OR-10</b> |
| 3/4            | <b>W991-12DE</b> | .043     | -117                   | .829       | 1.156 | 1.04  | <b>W994-12D</b> | <b>W908-12D</b> | <b>OR-12</b> |
| 1              | <b>W991-16DE</b> | .052     | -214                   | .923       | 1.432 | 1.16  | <b>W994-16D</b> | <b>W908-16D</b> | <b>OR-16</b> |
| 1 1/4          | <b>W991-20DE</b> | .058     | -218                   | .923       | 1.682 | 1.27  | <b>W994-20D</b> | <b>W908-20D</b> | <b>OR-20</b> |
| 1 1/2          | <b>W991-24DE</b> | .062     | -222                   | .923       | 1.952 | 1.40  | <b>W994-24D</b> | <b>W908-24D</b> | <b>OR-24</b> |
| 1 3/4          | <b>W991-28DE</b> | .070     | -224                   | .923       | 2.211 | 1.52  | <b>W994-28D</b> | <b>W908-28D</b> | <b>OR-28</b> |
| 2              | <b>W991-32DE</b> | .083     | -226                   | .989       | 2.505 | 1.66  | <b>W994-32D</b> | <b>W908-32D</b> | <b>OR-32</b> |
| 2 1/2          | <b>W991-40DE</b> | .097     | -230                   | .989       | 2.996 | 1.90  | <b>W994-40D</b> | <b>W908-40D</b> | <b>OR-40</b> |
| 3              | <b>W991-48DE</b> | .144     | -234                   | .989       | 3.554 | 2.17  | <b>W994-48D</b> | <b>W908-48D</b> | <b>OR-48</b> |



W900 Performance Data

The W900 series of flexible tube connectors has been qualified to the military and aerospace requirements of specification MIL-C-22263. Plus over twenty years of proven reliability within the motorsports industry.

- Operating Pressure** 125 psi
- Proof Pressure** 250 psi
- Burst Pressure** 375 psi
- Operating temperature** -120°F to +800°F (depending on coupling material)

**Temperature**  
To 450°F depending primarily on O-Ring and/or coupling material. -120°F to +800°F in models using special lip seals

**Flexibility**  
(Max. Angular misalignment)  
± 4° total angular tube flexure

**Flexure capability**  
28,000 per 3° flexure

**Axial movement**  
up to +1/8 inch from initially centred

**Electrical Bonding**  
(Resistance) Conforms to MIL-B5087.class SA (< 1 ohm)

**Qualification specification**  
MIL-C-22263

**Seals**  
Uses standard AS568 O-Ring sizes provided by user, with O-Ring material selected to suit the application

**\* Specification rated pressure may be substantially higher depending upon size, material and other system requirements.**

Wiggins Weld Ferrule (W903)

| TUBE O.D. SIZE | ALUMINIUM       |          | SEAL SIZE PER MS 33366 | DIMENSIONS |       |
|----------------|-----------------|----------|------------------------|------------|-------|
|                | PART NO.        | WT. LBS. |                        | A MAX      | B MAX |
| 1/2            | <b>W903-08D</b> | .010     | -015                   | .749       | .689  |
| 5/8            | <b>W903-10D</b> | .012     | -017                   | .749       | .814  |
| 3/4            | <b>W903-12D</b> | .016     | -117                   | .783       | .994  |
| 1              | <b>W903-16D</b> | .022     | -214                   | .838       | 1.270 |
| 1 1/4          | <b>W903-20D</b> | .027     | -218                   | .838       | 1.520 |
| 1 1/2          | <b>W903-24D</b> | .033     | -222                   | .838       | 1.790 |
| 1 3/4          | <b>W903-28D</b> | .038     | -224                   | .838       | 2.040 |
| 2              | <b>W903-32D</b> | .047     | -226                   | .854       | 2.313 |
| 2 1/2          | <b>W903-40D</b> | .056     | -230                   | .854       | 2.813 |
| 3              | <b>W903-48D</b> | .069     | -234                   | .854       | 3.313 |





**Material Key**

**B:** Brass, **C:** Stainless Steel, **CH:** Chrome Plated, **D:** Aluminium,  
**P:** Zinc Plated Carbon Steel, **Z1:** Silver Plated Carbon Steel

## Roll Over Valve

**Application :**

Roll-over shut off

Goodridge have developed this range of roll-over valves for both -6 and larger -10 requirements. Both sizes are FIA-approved, providing reliable roll-over function for all race car applications.

**ROV**

## ROLL OVER VALVE

| PART NO.          | THREAD    | TYPE | APPLICATION |
|-------------------|-----------|------|-------------|
| <b>ROV-06-FIA</b> | 9/16 x 18 | FIA  | Fuel        |
| <b>ROV-10-FIA</b> | 7/8 x 14  | FIA  | Fuel        |



## Alloy Check (Flap) Valve

**Application :**

All Fuel and Oil systems.  
 Comes with **Viton GF Seal**

Alloy cased flap check valves for low pressure oil and fuel applications.

**FCV**

## ALLOY CHECK (FLAP) VALVE



| PART NO.      | MATERIAL  |
|---------------|-----------|
| <b>FCV-04</b> | 7/16 x 20 |
| <b>FCV-06</b> | 9/16 x 18 |
| <b>FCV-08</b> | 3/4 x 16  |
| <b>FCV-10</b> | 7/8 x 14  |

## Large Capacity Fuel Filter

**Application:**

All Fuel and Oil systems

A 149 micron fuel or oil filter designed to be placed in line. These filters have a fine mesh filter which can be removed and cleaned.

**FF572**

## LARGE CAPACITY FUEL FILTER



| PART NO.        | THREAD    | TYPE  | APPLICATION |
|-----------------|-----------|-------|-------------|
| <b>FF572-04</b> | 7/16 x 20 | Gauze | Oil/Fuel    |
| <b>FF572-06</b> | 9/16 x 18 | Gauze | Oil/Fuel    |
| <b>FF572-08</b> | 3/4 x 16  | Gauze | Oil/Fuel    |
| <b>FF572-10</b> | 7/8 x 14  | Gauze | Oil/Fuel    |

Oil Coolers

**Application :**

All Cooling Systems

**Threads :**

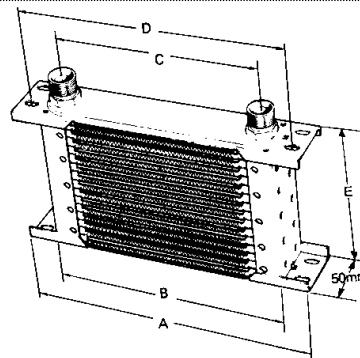
JIC/UNF

**Options :**

Two widths of cooler are stocked as standard, together with the 9 series extra-width cooler for motorcycle applications.

An efficient, lightweight Oil Cooler is essential for any competition installation and they are often used on high performance street vehicles.


Our range of high quality alloy coolers is available with JIC threaded connectors. Two widths of cooler are stocked as standard, but seven other widths are available upon request.



| COOLER TYPE (INCLUDING MEASUREMENTS IN METRIC) |     |     |     | NUMBER OF ROWS (1 ROW = 8MM APPROX) |      | THREAD |                 |             |         |
|--|-----|-----|-----|-------------------------------------|------|--------|-----------------|-------------|---------|
| ROWS   | A   | B   | C   | D                                   | ROWS | HEIGHT | PART NO. SUFFIX | THREAD TYPE |         |
| 1  | 210 | 163 | 130 | 190 (Half Width)                    | 7    | 52     | <b>AN06</b>     | 9/16 x 18   | JIC/UNF |
| 6  | 330 | 283 | 250 | 310 (Full Width)                    | 10   | 75     | <b>AN08</b>     | 3/4 x 16    | JIC/UNF |
| 9  | 405 | 325 | 292 | 385 (Extra Width)                   | 13   | 99     | <b>AN10</b>     | 7/8 x 14    | JIC/UNF |
|  |     |     |     |                                     | 16   | 123    | <b>AN12</b>     | 1 1/16 x 12 | JIC/UNF |
|  |     |     |     |                                     | 19   | 146    | <b>AN16</b>     | 1 5/16 x 12 | JIC/UNF |
|  |     |     |     |                                     | 25   | 194    |                 |             |         |

PART NO. EXAMPLES

| JIC/UNF thread | COOLER TYPE | NUMBER OF ROWS | THREAD | PART NO. EXAMPLE             |
|----------------|-------------|----------------|--------|------------------------------|
|                | 6           | 25             | AN12   | Part No: = <b>625AN12STB</b> |





# 04

## 600, 700 Series Smoothbore



### Product Update:

Throughout 2016 we will be introducing a new OEM grade plating which will supersede our traditional zinc plated parts.

This new plating has been developed in partnership with our major OEM customers to offer the best corrosion protection available within our industry (tested for a minimum of 1,000 hours in a salt spray environment).

Our traditional "P" suffix will be replaced with a "Z1" suffix to denote the new improved plating. If you have any further questions please contact your Goodridge representative for further details.



600 Series Hose -02 To -04 for: Brake and Clutch

**Application :**

Brake, Clutch, Hydraulics

**Material / Construction:**

Outer cover corrosion and fire resistant stainless steel braid, PTFE inner tube compatible with all brake and clutch fluids 600-03 Hose is also available with abrasion resistant covers in a range of different colours for easy identification, ease of cleaning and cosmetic appearance.

**600-03 Colours:**

- Black **BK**
- Carboline **CB**
- Clear **CL**
- Electric Blue **EB**
- Glow in the Dark **GW**
- Gold **GD**
- Lime Green **LG**
- Orange **OR**
- Red **RD**
- Vintage Black **VB**
- White **WT**
- Yellow **YE**

High speed, constant rapid gear changes and heavy braking put great strains on competition hydraulic systems, where failure can be disastrous. 600 series hose strongly resists expansion under high pressure and temperature, provides consistent brake and clutch pedal pressure giving firmer and more

efficient operation without that spongy feeling. Offering protection against abrasion and fire, these hoses are also recommended for all pressure gauge lines and fire extinguisher systems. Use dash size 3 for most braking systems and dash size 3 or 4 for clutch systems. Dash 2 hose is the smallest brake hose

available. Its microbore construction can give increased line pressure and more responsive and sensitive brake feel. Excellent for all 4 and 2 wheel braking applications whether for the circuit or road.



| PART NO         | BORE SIZE | PTFE WALL | BRAID O/D | COVER WALL | COVER O/D | WORKING PRES |      | BURST PRES |       | WEIGHT | TEMPERATURE   |               | MIN BEND RAD |
|-----------------|-----------|-----------|-----------|------------|-----------|--------------|------|------------|-------|--------|---------------|---------------|--------------|
|                 | MM        | MM        | MM        | MM         | MM        | BAR          | PSI  | BAR        | PSI   |        | KG/M          | MIN           |              |
| <b>600-02</b>   | 2.0       | 1.0       | 5.0       | -          | -         | 450          | 6526 | 1350       | 19580 | 0.045  | -70°C (-94°F) | 260°C (500°F) | 13           |
| <b>600-03</b>   | 3.5       | 1.0       | 6.45      | -          | -         | 290          | 4206 | 870        | 12618 | 0.060  | -70°C (-94°F) | 260°C (500°F) | 38           |
| <b>600-03BK</b> | 3.5       | 1.0       | 6.45      | 0.5        | 7.5       | 290          | 4206 | 870        | 12618 | 0.088  | -20°C (-4°F)  | 85°C (185°F)  | 38           |
| <b>600-03CB</b> | 3.5       | 1.0       | 6.45      | 0.5        | 7.5       | 290          | 4206 | 870        | 12618 | 0.088  | -20°C (-4°F)  | 85°C (185°F)  | 38           |
| <b>600-03CL</b> | 3.5       | 1.0       | 6.45      | 0.5        | 7.5       | 290          | 4206 | 870        | 12618 | 0.088  | -20°C (-4°F)  | 85°C (185°F)  | 38           |
| <b>600-03EB</b> | 3.5       | 1.0       | 6.45      | 0.5        | 7.5       | 290          | 4206 | 870        | 12618 | 0.088  | -20°C (-4°F)  | 85°C (185°F)  | 38           |
| <b>600-03GD</b> | 3.5       | 1.0       | 6.45      | 0.5        | 7.5       | 290          | 4206 | 870        | 12618 | 0.088  | -20°C (-4°F)  | 85°C (185°F)  | 38           |
| <b>600-03GW</b> | 3.5       | 1.0       | 6.45      | 0.5        | 7.5       | 290          | 4206 | 870        | 12618 | 0.088  | -20°C (-4°F)  | 85°C (185°F)  | 38           |
| <b>600-03LG</b> | 3.5       | 1.0       | 6.45      | 0.5        | 7.5       | 290          | 4206 | 870        | 12618 | 0.088  | -20°C (-4°F)  | 85°C (185°F)  | 38           |
| <b>600-03OR</b> | 3.5       | 1.0       | 6.45      | 0.5        | 7.5       | 290          | 4206 | 870        | 12618 | 0.088  | -20°C (-4°F)  | 85°C (185°F)  | 38           |
| <b>600-03RD</b> | 3.5       | 1.0       | 6.45      | 0.5        | 7.5       | 290          | 4206 | 870        | 12618 | 0.088  | -20°C (-4°F)  | 85°C (185°F)  | 38           |
| <b>600-03VB</b> | 3.5       | 1.0       | 6.45      | 0.5        | 7.5       | 290          | 4206 | 870        | 12618 | 0.088  | -20°C (-4°F)  | 85°C (185°F)  | 38           |
| <b>600-03WT</b> | 3.5       | 1.0       | 6.45      | 0.5        | 7.5       | 290          | 4206 | 870        | 12618 | 0.088  | -20°C (-4°F)  | 85°C (185°F)  | 38           |
| <b>600-03YE</b> | 3.5       | 1.0       | 6.45      | 0.5        | 7.5       | 290          | 4206 | 870        | 12618 | 0.088  | -20°C (-4°F)  | 85°C (185°F)  | 38           |
| <b>600-04</b>   | 5.0       | 0.76      | 7.65      | -          | -         | 280          | 4061 | 840        | 12183 | 0.075  | -70°C (-94°F) | 260°C (500°F) | 50           |

700 Series Aramid Fibre Hose (crimp only)

**Application:**

Brake, Clutch, Hydraulics

**Material / Construction:**

Light weight, flexible and extremely strong woven Aramid Fibre outer braid, PTFE inner tube compatible with all brake and clutch fluids.

**700K Colours:**

- Black **BK**

**Please Note:**

700 series is for competition use only

Our exclusive 700-Series Aramid Fibre Braided Hose is the world's lightest flexible fluid transfer conduit for small bore applications in general racing environments. Its strength and flexibility parallels that of our 600 Series Hose resisting expansion under high pressure

and temperature, offering a consistent, firm and highly efficient feel. There is a range of Aramid Fibre hose from -03 to -04. These hoses are recommended for pressure gauge lines, fuel injection lines, fire extinguisher systems, nitrous systems, brake and clutch lines and

hydraulic wing lines. 700 Series Hose is designed for use with permanently attached swage style hose ends.

| PART NO          | BORE SIZE | PTFE WALL | BRAID O/D | COVER WALL | COVER O/D | WORKING PRES |      | BURST PRES |      | WEIGHT | TEMPERATURE  |              | MIN BEND RAD |
|------------------|-----------|-----------|-----------|------------|-----------|--------------|------|------------|------|--------|--------------|--------------|--------------|
|                  | MM        | MM        | MM        | MM         | MM        | BAR          | PSI  | BAR        | PSI  |        | KG/M         | MIN          |              |
| <b>700K-03BK</b> | 3.5       | 1.0       | 8.1       | 0.5        | 7.7       | 200          | 2900 | 600        | 8702 | 0.059  | -20°C (-4°F) | 85°C (185°F) | 38           |
| <b>700K-04BK</b> | 5.0       | 0.76      | 9.2       | 0.9        | 9.6       | 150          | 2175 | 450        | 6526 | 0.074  | -20°C (-4°F) | 85°C (185°F) | 50           |



**Material Key**

**B:** Brass, **C:** Stainless Steel, **CH:** Chrome Plated, **D:** Aluminium,  
**P:** Zinc Plated Carbon Steel, **Z1:** Silver Plated Carbon Steel

JIC/UNF Re-Usable Fittings for 600 Hose

**Fitting Type:**

Re-Usable

**Application:**

Brake / Clutch

**To Suit Hose:**

600 series

**Material:** CH, C, D, P, Z1

**Colours Available:**

Coloured anodised aluminium

**\*Colour:** D (Blue with red socket)

**Example Part No:**

6001-03P = Zinc Plated Carbon Steel

**440** STRAIGHT MALE CONCAVE SEAT

| PART NO.      | MATERIAL | JIC/UNF THREAD |
|---------------|----------|----------------|
| <b>440-03</b> | C, CH, P | 3/8 x 24       |

**441** STRAIGHT MALE CONVEX SEAT

| PART NO.      | MATERIAL | JIC/UNF THREAD |
|---------------|----------|----------------|
| <b>441-03</b> | C, CH, P | 3/8 x 24       |
| <b>441-04</b> | C        | 7/16 x 20      |

**443** STRAIGHT MALE BULKHEAD

| PART NO.      | MATERIAL | JIC/UNF THREAD |
|---------------|----------|----------------|
| <b>443-03</b> | C, CH, P | 3/8 x 24       |
| <b>443-04</b> | P        | 7/16 x 20      |

Use locknut Part No.924 (see Ancillary section)

**443BNP** STRAIGHT MALE BULKHEAD BLEED NIPPLE

| PART NO.         | MATERIAL | JIC/UNF THREAD |
|------------------|----------|----------------|
| <b>443-03 BN</b> | P        | 3/8 x 24       |

Use locknut Part No.924 (see Ancillary section)

**6001** STRAIGHT FEMALE CONCAVE SEAT

| PART NO.          | MATERIAL    | JIC/UNF THREAD |
|-------------------|-------------|----------------|
| <b>6001-02</b>    | C           | 5/16 x 24      |
| <b>6001-02-03</b> | C           | 3/8 x 24       |
| <b>6001-03*</b>   | C, CH, D, P | 3/8 x 24       |
| <b>6001-03-04</b> | C           | 7/16 x 20      |
| <b>6001-04*</b>   | C, D, P     | 7/16 x 20      |

**6045** 45° FORGED FEMALE CONCAVE SEAT

| PART NO.          | MATERIAL | JIC/UNF THREAD |
|-------------------|----------|----------------|
| <b>6045-02</b>    | C        | 5/16 x 24      |
| <b>6045-02-03</b> | C        | 3/8 x 24       |
| <b>6045-03*</b>   | C, D, P  | 3/8 x 24       |
| <b>6045-04</b>    | D        | 7/16 x 20      |

**6046** 45° SWEPT TUBE FEMALE CONCAVE SEAT

| PART NO.        | MATERIAL    | JIC/UNF THREAD |
|-----------------|-------------|----------------|
| <b>6046-03*</b> | C, CH, D, P | 3/8 x 24       |
| <b>6046-04*</b> | C, D, P     | 7/16 x 20      |

**6091** 90° SWEPT TUBE FEMALE CONCAVE SEAT

| PART NO.        | MATERIAL    | JIC/UNF THREAD |
|-----------------|-------------|----------------|
| <b>6091-03*</b> | C, CH, D, P | 3/8 x 24       |
| <b>6091-04*</b> | C, CH, D, P | 7/16 x 20      |

**6090** 90° FORGED FEMALE CONCAVE SEAT

| PART NO.          | MATERIAL | JIC/UNF THREAD |
|-------------------|----------|----------------|
| <b>6090-02</b>    | C        | 5/16 x 24      |
| <b>6090-02-03</b> | C        | 3/8 x 24       |
| <b>6090-03*</b>   | C, D, P  | 3/8 x 24       |
| <b>6090-04</b>    | D        | 7/16 x 20      |

**6645** 45° DOUBLE SWIVEL CONCAVE SEAT

| PART NO.          | MATERIAL | JIC/UNF THREAD |
|-------------------|----------|----------------|
| <b>6645-02</b>    | C        | 5/16 x 24      |
| <b>6645-02-03</b> | C        | 3/8 x 24       |
| <b>6645-03</b>    | C, P     | 3/8 x 24       |
| <b>6645-04</b>    | C, D     | 7/16 x 20      |

**6690** 90° DOUBLE SWIVEL CONCAVE SEAT

| PART NO.          | MATERIAL | JIC/UNF THREAD |
|-------------------|----------|----------------|
| <b>6690-02</b>    | C        | 5/16 x 24      |
| <b>6690-02-03</b> | C        | 3/8 x 24       |
| <b>6690-03</b>    | C, P     | 3/8 x 24       |
| <b>6690-04*</b>   | C, D     | 7/16 x 20      |
| <b>6690-31</b>    | C        | M10 x 1.00     |

**704** FIXED FEMALE BULKHEAD CONVEX SEAT

| PART NO.      | MATERIAL | JIC/UNF THREAD |
|---------------|----------|----------------|
| <b>704-03</b> | P        | 7/16 x 20      |
| <b>704-04</b> | P        | 7/16 x 20      |

Use locknut Part No.2K8686 (see Ancillary section)

**746** FIXED FEMALE BULKHEAD CONCAVE SEAT

| PART NO.      | MATERIAL | BSF THREAD          |
|---------------|----------|---------------------|
| <b>746-03</b> | P        | 3/8 x 20BSF (inner) |

Use locknut Part No.2K8686 (see Ancillary section)

**748** FIXED FEMALE BULKHEAD CONCAVE SEAT

| PART NO.             | MATERIAL | JIC/UNF THREAD |
|----------------------|----------|----------------|
| <b>748-03PDS</b>     | P        | 3/8 x 24       |
| <b>748-03</b>        | P        | 3/8 x 24       |
| <b>DS= DEEP SEAT</b> |          | MINI '94 on    |

Use locknut Part No.2K8686 (see Ancillary section)

**756** FIXED FEMALE BULKHEAD CONVEX SEAT

| PART NO.      | MATERIAL | JIC/UNF THREAD |
|---------------|----------|----------------|
| <b>756-03</b> | P        | 3/8 x 24       |

Use locknut Part No.2K8686 (see Ancillary section)

**758** FIXED FEMALE BULKHEAD CONCAVE SEAT CIRCLIP GROOVE

| PART NO.         | MATERIAL | JIC/UNF THREAD |
|------------------|----------|----------------|
| <b>758-03-03</b> | P        | 3/8 x 24       |

**759** FIXED FEMALE BULKHEAD CONVEX SEAT CIRCLIP GROOVE

| PART NO.         | MATERIAL | JIC/UNF THREAD |
|------------------|----------|----------------|
| <b>759-03-03</b> | P        | 3/8 x 24       |

Metric Re-Usable Fittings for 600 Hose

**Fitting Type:**

Re-Usable

**Application:**

Brake / Clutch

**To Suit Hose:**

600 series

**Material:** C, D, CH, P, Z1

**Example Part No.:**

442-31P = Zinc Plated Carbon Steel

**442** STRAIGHT MALE CONCAVE SEAT



| PART NO.       | MATERIAL    | METRIC THREAD  |
|----------------|-------------|----------------|
| <b>442-31</b>  | C, CH, D, P | 10 x 1.00      |
| <b>442-32</b>  | C, CH, P    | 10 x 1.25      |
| <b>442-31L</b> | P           | Long 10 x 1.00 |

**444** STRAIGHT MALE CONCAVE BULKHEAD



| PART NO.      | MATERIAL | METRIC THREAD |
|---------------|----------|---------------|
| <b>444-31</b> | P        | 10 x 1.00     |

Use locknut Part No. 318 (see Ancillary section)

**445** STRAIGHT MALE CONVEX SEAT



| PART NO.      | MATERIAL | METRIC THREAD |
|---------------|----------|---------------|
| <b>445-31</b> | C, P     | 10 x 1.00     |
| <b>445-32</b> | C, P     | 10 x 1.25     |

**446** CONVEX METRIC SEAT BULKHEAD



| PART NO.           | MATERIAL | METRIC THREAD |
|--------------------|----------|---------------|
| <b>446-31</b>      | C, P     | 10 x 1.00     |
| <b>446-32</b>      | P        | 10 x 1.25     |
| <b>446-03-M121</b> | P        | 12 x 1.00     |
| <b>446-04-M121</b> | P        | 12 x 1.00     |

Use locknut Part No. 318 (see Ancillary section)

**446EXP** CONVEX METRIC SEAT BULKHEAD



| PART NO.         | MATERIAL | METRIC THREAD |
|------------------|----------|---------------|
| <b>446-31EXP</b> | P        | 10 x 1.00     |

**448** STRAIGHT MALE FLAT SEAT



| PART NO.      | MATERIAL | METRIC THREAD |
|---------------|----------|---------------|
| <b>448-31</b> | P        | 10 x 1.00     |

**451** STRAIGHT FEMALE CONCAVE METRIC SEAT



| PART NO.      | MATERIAL | METRIC THREAD |
|---------------|----------|---------------|
| <b>451-31</b> | C, P     | 10 x 1.00     |
| <b>451-32</b> | C        | 10 x 1.25     |

**452** STRAIGHT FEMALE CONVEX METRIC SEAT



| PART NO.      | MATERIAL | METRIC THREAD |
|---------------|----------|---------------|
| <b>452-31</b> | C, P     | 10 x 1.00     |
| <b>452-32</b> | C        | 10 x 1.25     |

**492** BANJO BOLT HOSE CONNECTORS



| PART NO.      | MATERIAL | METRIC THREAD |
|---------------|----------|---------------|
| <b>492-31</b> | P        | 10 x 1.00     |

**6001VW** STRAIGHT FIXED FEMALE CONCAVE METRIC SEAT (VW/AUDI)



| PART NO.          | MATERIAL | METRIC THREAD |
|-------------------|----------|---------------|
| <b>6001-31_VW</b> | C, Z1    | 10 x 1.00     |
| <b>6001-32_VW</b> | Z1       | 10 x 1.25     |

**749** FIXED FEMALE BULKHEAD CONCAVE METRIC SEAT



| PART NO.         | MATERIAL | METRIC THREAD |
|------------------|----------|---------------|
| <b>749-03-31</b> | P        | 10 x 1.00     |
| <b>749-03-32</b> | P        | 10 x 1.25     |

Use locknut Part No.2K8686 (see Ancillary section)

**750** FIXED FEMALE BULKHEAD CONVEX METRIC SEAT



| PART NO.         | MATERIAL | METRIC THREAD |
|------------------|----------|---------------|
| <b>750-03-31</b> | P        | 10 x 1.00     |
| <b>750-03-32</b> | P        | 10 x 1.25     |

Use locknut Part No.2K8686 (see Ancillary section)

**754** CONVEX METRIC SEAT BULKHEAD W/CIRCLIP GROOVE



| PART NO.         | MATERIAL | METRIC THREAD |
|------------------|----------|---------------|
| <b>754-03-31</b> | P        | 10 x 1.00     |

(17mm hex) Subaru

**755** CONVEX METRIC SEAT BULKHEAD W/CIRCLIP GROOVE



| PART NO.         | MATERIAL | METRIC THREAD |
|------------------|----------|---------------|
| <b>755-03-31</b> | P        | 10 x 1.00     |

(19mm hex)

**756** CONCAVE METRIC SEAT BULKHEAD W/CIRCLIP GROOVE



| PART NO.         | MATERIAL | METRIC THREAD |
|------------------|----------|---------------|
| <b>756-03-31</b> | P        | 10 x 1.00     |

(19mm hex)

**757** CONVEX METRIC SEAT BULKHEAD W/CIRCLIP GROOVE



| PART NO.         | MATERIAL | METRIC THREAD |
|------------------|----------|---------------|
| <b>757-03-31</b> | P        | 10 x 1.00     |

(17mm hex) Toyota

**758** FIXED FEMALE BULKHEAD CONCAVE SEAT CIRCLIP GROOVE



| PART NO.          | MATERIAL | METRIC THREAD       |
|-------------------|----------|---------------------|
| <b>758-03-31</b>  | P        | 10 x 1.00           |
| <b>758-03-31F</b> | P        | 10 x 1.00 Flat Face |
| <b>758-03-31S</b> | C, P     | 10 x 1.00 17mm Hex  |
| <b>758-03-32</b>  | P        | 10 x 1.25           |

Flat face

**759** FIXED FEMALE BULKHEAD CONVEX SEAT CIRCLIP GROOVE



| PART NO.          | MATERIAL | METRIC THREAD      |
|-------------------|----------|--------------------|
| <b>759-03-31S</b> | P        | 10 x 1.00 17mm Hex |
| <b>759-03-31</b>  | P        | 10 x 1.00          |
| <b>759-03-32</b>  | CH, P    | 10 x 1.25          |



**Material Key**

**B:** Brass, **C:** Stainless Steel, **CH:** Chrome Plated, **D:** Aluminium,  
**P:** Zinc Plated Carbon Steel, **Z1:** Silver Plated Carbon Steel

**BSP Re-Usable Hose Fittings for 600 Hose**

**Fitting Type:**

Re-Usable

**Application:**

Brake / Clutch

**To Suit Hose:**

600 series

**Material:** CH, C, P, Z1

**Example Part No:**

321-03P = Zinc Plated Carbon Steel

**321**

**STRAIGHT FEMALE**



| PART NO.      | MATERIAL | BSP THREAD |
|---------------|----------|------------|
| <b>321-03</b> | CH, P    | 1/8        |
| <b>321-04</b> | P        | 1/4        |

**321SM**

**STRAIGHT FEMALE TO SUIT SMITH PRESSURE GAUGE**



| PART NO.        | MATERIAL | BSP THREAD |
|-----------------|----------|------------|
| <b>321-03SM</b> | P        | 1/8        |

(Flat face requires gasket)

**323**

**STRAIGHT MALE**



| PART NO.      | MATERIAL | BSP THREAD |
|---------------|----------|------------|
| <b>323-03</b> | P        | 1/8        |
| <b>323-04</b> | P        | 1/4        |

**331**

**45° SWEEP TUBE FEMALE**



| PART NO.      | MATERIAL | BSP THREAD |
|---------------|----------|------------|
| <b>331-03</b> | P        | 1/8        |

**332**

**90° SWEEP TUBE FEMALE**



| PART NO.      | MATERIAL | BSP THREAD |
|---------------|----------|------------|
| <b>332-03</b> | P        | 1/8        |
| <b>332-04</b> |          | 1/4        |

**5134**

**TEE FITTING WITH BSP LEG AND LOCATING LUG**



| PART NO.       | MATERIAL | BSP THREAD |
|----------------|----------|------------|
| <b>5134-03</b> | C        | 1/8        |

**Replacement Olives and Sockets for 600 Hose**

**To Suit Hose:** 600 series

**Material:** B, C, CH, D (Red), P, Z1

**1205**

**OLIVE**



| PART NO.       | MATERIAL |
|----------------|----------|
| <b>1205-02</b> | B        |
| <b>1205-03</b> | C, B, D  |
| <b>1205-04</b> | B, D     |

**1206**

**SOCKET**



| PART NO.       | MATERIAL    |
|----------------|-------------|
| <b>1206-02</b> | C           |
| <b>1206-03</b> | C, CH, D, P |
| <b>1206-04</b> | P           |

**Re-Usable Banjo Fittings**

**Fitting Type:**

Re-Usable

**Application:**

Brake / Clutch

**To Suit Hose:**

600 series

**Material:** C, CH, D, P, Z1

(C) Stainless Steel

(CH) Chrome Plated

(D) Anodised Aluminium

(blue with red socket)

(P) Zinc Plated Carbon Steel

**5092**

**BANJO STRAIGHT EXTENDED NECK**



| PART NO.           | TO SUIT BOLT | MATERIAL    | HOSE SIZE |
|--------------------|--------------|-------------|-----------|
| <b>5092-02</b>     | 5/16, 8mm    | C           | -02       |
| <b>5092-02-03</b>  | 3/8, 10mm    | C           | -02       |
| <b>5092-03-02</b>  | 5/16, 8mm    | C, P        | -03       |
| <b>5092-03</b>     | 3/8, 10mm    | C, CH, D, P | -03       |
| <b>5092-03-04</b>  | 7/16         | C, CH, P    | -03       |
| <b>5092-03-M12</b> | 12mm         | C, CH, P    | -03       |

**5091**

**BANJO**



| PART NO.           | TO SUIT BOLT | MATERIAL    | HOSE SIZE |
|--------------------|--------------|-------------|-----------|
| <b>5091-02-03</b>  | 3/8, 10mm    | C           | -02       |
| <b>5091-03</b>     | 3/8, 10mm    | C, CH, D, P | -03       |
| <b>5091-03-04</b>  | 7/16         | CH, C, P    | -03       |
| <b>5091-04-03</b>  | 3/8, 10mm    | P           | -04       |
| <b>5091-04</b>     | 7/16         | D, P        | -04       |
| <b>5091-04-M12</b> | 12mm         | P           | -04       |

**5093**

**20° BANJO EXTENDED NECK**



| PART NO.           | TO SUIT BOLT | MATERIAL    | HOSE SIZE |
|--------------------|--------------|-------------|-----------|
| <b>5093-02</b>     | 5/16, 8mm    | C           | -02       |
| <b>5093-02-03</b>  | 3/8, 10mm    | C           | -02       |
| <b>5093-03</b>     | 3/8, 10mm    | C, CH, D, P | -03       |
| <b>5093-03-04</b>  | 7/16         | C, CH, P    | -03       |
| <b>5093-03-M12</b> | 12mm         | C, CH       | -03       |
| <b>5093-04-03</b>  | 10mm         | P           | -04       |

Re-Usable Banjo Hose Fittings

**Fitting Type:**  
Re-Usable

**Application:**  
Brake / Clutch

**To Suit Hose:**  
600 series

**Material:** C, CH, D, P, Z1  
(C) Stainless Steel  
(CH) Chrome Plated  
(D) Anodised Aluminium  
(blue with red socket)  
(P) Zinc Plated Carbon Steel  
(Z1) Silver Plated Carbon Steel

**5094** 45° BANJO EXTENDED NECK

| PART NO.          | TO SUIT BOLT | MATERIAL    | HOSE SIZE |
|-------------------|--------------|-------------|-----------|
| <b>5094-02-03</b> | 3/8, 10mm    | C           | -02       |
| <b>5094-03</b>    | 3/8, 10mm    | C, CH, D, P | -03       |

**5095** STRAIGHT TWIN BANJO

| PART NO.          | TO SUIT BOLT | MATERIAL | HOSE SIZE |
|-------------------|--------------|----------|-----------|
| <b>5095-03-04</b> | 7/16         | P        | -03       |
| <b>5095-03</b>    | 3/8, 10mm    | C, P     | -03       |

**5096** BANJO SIDE 20° EXTENDED NECK

| PART NO.       | TO SUIT BOLT | MATERIAL | HOSE SIZE |
|----------------|--------------|----------|-----------|
| <b>5096-03</b> | 3/8, 10mm    | C        | -03       |

**5097** BANJO SIDE 20° EXTENDED NECK

| PART NO.       | TO SUIT BOLT | MATERIAL    | HOSE SIZE |
|----------------|--------------|-------------|-----------|
| <b>5097-02</b> | 5/16, 8mm    | C           | -02       |
| <b>5097-03</b> | 3/8, 10mm    | C, CH, D, P | -03       |

**5098** BANJO TWIN EXTENDED NECK

| PART NO.       | TO SUIT BOLT | MATERIAL | HOSE SIZE |
|----------------|--------------|----------|-----------|
| <b>5098-03</b> | 3/8, 10mm    | C, P     | -03       |

**5070** BANJO 70° EXTENDED NECK

| PART NO.       | TO SUIT BOLT | MATERIAL | HOSE SIZE |
|----------------|--------------|----------|-----------|
| <b>5070-03</b> | 3/8, 10mm    | C, CH, P | -03       |

**5099** BANJO 90° EXTENDED NECK

| PART NO.          | TO SUIT BOLT | MATERIAL    | HOSE SIZE |
|-------------------|--------------|-------------|-----------|
| <b>5099-03</b>    | 3/8, 10mm    | C, CH, D, P | -03       |
| <b>5099-03-04</b> | 7/16         | C, CH       | -03       |

**5099S** BANJO SIDE 90° EXTENDED NECK

| PART NO.        | TO SUIT BOLT | MATERIAL | HOSE SIZE |
|-----------------|--------------|----------|-----------|
| <b>5099S-03</b> | 3/8, 10mm    | C, P     | -03       |

Tee Fittings for 600 Hose

**Fitting Type:**  
Re-Usable

**Application:**  
Brake / Clutch

**To Suit Hose:**  
600 series

**Material:** C, D (blue with red socket)

**5130** RE-USABLE TEE FITTING JIC/UNF WITH LOCATING LUG

| PART NO.       | MATERIAL | THREAD   |
|----------------|----------|----------|
| <b>5130-03</b> | C        | 3/8 x 24 |

**5131** RE-USABLE TEE FITTING WITH MALE JIC/UNF LEG

| PART NO.       | MATERIAL | THREAD   | HOSE SIZE |
|----------------|----------|----------|-----------|
| <b>5131-03</b> | C        | 3/8 x 24 | -03       |

**5132** RE-USABLE TEE FITTING WITH MALE JIC/UNF LEG

| PART NO.       | MATERIAL | THREAD   | HOSE SIZE |
|----------------|----------|----------|-----------|
| <b>5132-03</b> | C        | 3/8 x 24 | -03       |

**5135** RE-USABLE TEE HOSE FITTING

| PART NO.       | MATERIAL | HOSE SIZE |
|----------------|----------|-----------|
| <b>5135-02</b> | C        | -02       |
| <b>5135-03</b> | C, D     | -03       |

**5136** RE-USABLE TEE HOSE FITTING WITH LOCATING LUG

| PART NO.       | MATERIAL | HOSE SIZE |
|----------------|----------|-----------|
| <b>5136-03</b> | C        | -03       |

**5140** RE-USABLE TEE HOSE FITTING WITH M10 FEMALE

| PART NO.       | MATERIAL | HOSE SIZE |
|----------------|----------|-----------|
| <b>5140-03</b> | C        | -03       |

**Material Key**

**B:** Brass, **C:** Stainless Steel, **CH:** Chrome Plated, **D:** Aluminium,  
**P:** Zinc Plated Carbon Steel, **Z1:** Silver Plated Carbon Steel

Dash 2, 3 and 4 JIC/UNF Fittings for: 600/700K Series Hose

**Fitting Type:**

Crimp

**Application:**

Brake / Clutch

**To Suit Hose:**

600 / 700 series

Material : C, CBK, CH, D, P, Z1

**Please Note:**


All crimp fittings require a collar

When weight savings are critical, the best hose end option for our 600 Series or 700 Series Hose is from our complete range of swaged style hose end fittings. Meeting the demanding requirements of the World's Top Racing Professionals allows us to offer this full range available in JIC/UNF, Metric, British Standard Pipe (BSP) Threads, Banjo Fittings and Three Way Fittings. All have been tried and tested in the upper echelons of world motorsport, racing's most severe conditions, and are proven

in their quality of engineering, workmanship and finish. With the continued growth in world motorsport popularity, automotive and motorcycle manufacturers and race fans have asked for the safety and reliability of race type products in a form legal for use on public roads. Goodridge has designed, manufactured and built a swage style hose end for brake systems that meets regulatory requirements (including TÜV and DOT) in every corner of the world. Our exclusive swage tail design, and unique method of attachment are the keys to our success. TÜV and DOT certification has been achieved in all of our available fitting materials. The following pages show the most popular fittings for brake and clutch applications. A full range of JIC/UNF, Metric and BSP adaptors have also been developed for use with these fittings.

**RC600**

CRIMP COLLARS



| PART NO.            | MATERIAL |
|---------------------|----------|
| <b>RC600-03TUV</b>  | B        |
| <b>RC600-03CTUV</b> | C        |

**S440**

STRAIGHT MALE CONCAVE SEAT



| PART NO.       | MATERIAL | JIC/UNF THREAD |
|----------------|----------|----------------|
| <b>S440-03</b> | Z1       | 3/8 x 24       |

**S441**

STRAIGHT MALE CONVEX SEAT



| PART NO.       | MATERIAL | JIC/UNF THREAD |
|----------------|----------|----------------|
| <b>S441-03</b> | C, Z1    | 3/8 x 24       |

**S443**

STRAIGHT MALE BULKHEAD CONVEX SEAT



| PART NO.       | MATERIAL | JIC/UNF THREAD |
|----------------|----------|----------------|
| <b>S443-03</b> | C, Z1    | 3/8 x 24       |

Use locknut Part No. 924-03 (see Ancillary section)

**S449**

STRAIGHT MALE FLAT SEAT



| PART NO.       | MATERIAL | JIC/UNF THREAD |
|----------------|----------|----------------|
| <b>S449-03</b> | Z1       | 3/8 x 24       |

**S6001**

STRAIGHT FEMALE CONCAVE SEAT



| PART NO.           | MATERIAL          | JIC THREAD | HOSE SIZE |
|--------------------|-------------------|------------|-----------|
| <b>S6001-02-03</b> | C                 | 3/8 x 24   | -02       |
| <b>S6001-02</b>    | C                 | 5/16 x 24  | -02       |
| <b>S6001-03</b>    | C, CBK, CH, D, Z1 | 3/8 x 24   | -03       |
| <b>S6001-04-MP</b> | C, D, Z1          | 7/16 x 20  | -04       |

**S6045**

45° FORGED FEMALE CONCAVE SEAT



| PART NO.           | MATERIAL | JIC THREAD | HOSE SIZE |
|--------------------|----------|------------|-----------|
| <b>S6045-02-03</b> | C        | 3/8 x 24   | -02       |
| <b>S6045-02</b>    | C        | 5/16 x 24  | -02       |
| <b>S6045-03</b>    | C, D     | 3/8 x 24   | -03       |
| <b>S6045-03-04</b> | C        | 7/16 x 20  | -03       |
| <b>S6045-04-MP</b> | C, D     | 7/16 x 20  | -04       |

**S6046**

45° SWEPT TUBE FEMALE CONCAVE SEAT



| PART NO.           | MATERIAL     | JIC THREAD | HOSE SIZE |
|--------------------|--------------|------------|-----------|
| <b>S6046-03</b>    | C, CH, D, Z1 | 3/8 x 24   | -03       |
| <b>S6046-04-MP</b> | C, D, Z1     | 7/16 x 20  | -04       |

**S6090**

90° FORGED FEMALE CONCAVE SEAT



| PART NO.           | MATERIAL | UNF THREAD | HOSE SIZE |
|--------------------|----------|------------|-----------|
| <b>S6090-02-03</b> | C        | 3/8 x 24   | -02       |
| <b>S6090-02</b>    | C        | 5/16 x 24  | -02       |
| <b>S6090-03-02</b> | C        | 5/16 x 24  | -03       |
| <b>S6090-03</b>    | C, D, Z1 | 3/8 x 24   | -03       |
| <b>S6090-04-MP</b> | C, D     | 7/16 x 20  | -04       |

**S6091**

90° SWEPT TUBE FEMALE CONCAVE SEAT



| PART NO.           | MATERIAL     | UNF THREAD | HOSE SIZE |
|--------------------|--------------|------------|-----------|
| <b>S6091-02-03</b> | C            | 3/8 x 24   | -02       |
| <b>S6091-03</b>    | C, CH, D, Z1 | 3/8 x 24   | -03       |
| <b>S6091-03-04</b> | P            | 7/16 x 20  | -03       |
| <b>S6091-04-MP</b> | C, D, Z1     | 7/16 x 20  | -04       |

**S747**

CONVEX CIRCLIP GROOVE 17MM HEX



| PART NO.       | MATERIAL | JIC/UNF THREAD | HOSE SIZE |
|----------------|----------|----------------|-----------|
| <b>S747-03</b> | Z1       | 3/8 x 24       | -03       |
| <b>S747-44</b> | Z1       | 7/16 x 24      | -04       |

**S748**

FIXED FEMALE BULKHEAD CONCAVE SEAT



| PART NO.          | MATERIAL | UNF THREAD               | HOSE SIZE |
|-------------------|----------|--------------------------|-----------|
| <b>S748-03</b>    | Z1       | 3/8 x 24USF              | -03       |
| <b>S748-03PDS</b> | Z1       | 3/8 x 24 UNF mini 91' on | -03       |

DS=Deep Seat

Use locknut Part No.2K8686 (see Ancillary section)

**S756**

FIXED FEMALE BULKHEAD CONVEX SEAT



| PART NO.       | MATERIAL | UNF THREAD | HOSE SIZE |
|----------------|----------|------------|-----------|
| <b>S756-03</b> | Z1       | 3/8 x 24   | -03       |

Use locknut Part No.2K8686 (see Ancillary section)



Metric Fittings for: 600/700K Series Hose

**Fitting Type:**

Swage / Crimp

**Application:**

Brake, Clutch

**To Suit Hose:**

600, 700 series

**Material:** C, CH, P, Z1

**\*Please Note:**

Metric dual seat fittings will seal with either concave or convex metric fittings.

**S442** STRAIGHT MALE CONCAVE SEAT



| PART NO.               | MATERIAL | METRIC THREAD |
|------------------------|----------|---------------|
| <b>S442-31</b>         | C, Z1    | 10 x 1.00     |
| <b>S442-31L</b> (long) | Z1       | 10 x 1.00     |

**S445** STRAIGHT MALE - METRIC DUAL SEAT\*



| PART NO.       | MATERIAL | METRIC THREAD |
|----------------|----------|---------------|
| <b>S445-31</b> | C, Z1    | 10 x 1.00     |

**S445-01** STRAIGHT MALE SWIVEL - METRIC DUAL SEAT\*



| PART NO.         | MATERIAL | METRIC THREAD |
|------------------|----------|---------------|
| <b>S445-0131</b> | C, Z1    | 10 x 1.00     |
| <b>S445-0132</b> | C, Z1    | 10 x 1.25     |

**S445-20** 20° MALE SWIVEL - METRIC DUAL SEAT\*



| PART NO.         | MATERIAL | METRIC THREAD |
|------------------|----------|---------------|
| <b>S445-2031</b> | C, Z1    | 10 x 1.00     |

**S445-45** 45° MALE SWIVEL - METRIC DUAL SEAT\*



| PART NO.         | MATERIAL | METRIC THREAD |
|------------------|----------|---------------|
| <b>S445-4531</b> | C, Z1    | 10 x 1.00     |

**S445-90** 90° MALE SWIVEL - METRIC DUAL SEAT\*



| PART NO.         | MATERIAL | METRIC THREAD |
|------------------|----------|---------------|
| <b>S445-9031</b> | C, Z1    | 10 x 1.00     |
| <b>S445-9032</b> | C        | 10 x 1.25     |

**S446** STRAIGHT MALE BULKHEAD



| PART NO.       | MATERIAL | METRIC THREAD |
|----------------|----------|---------------|
| <b>S446-31</b> | C, Z1    | 10 x 1.00     |

Use Locknut Part No. 318-31 (see Ancillary section)

**S446EXP** STRAIGHT MALE BULKHEAD



| PART NO.         | MATERIAL | METRIC THREAD |
|------------------|----------|---------------|
| <b>S446-31EX</b> | C, Z1    | 10 x 1.00     |

VW Golf/BMW

**S451** FEMALE CONCAVE SWIVEL



| PART NO.       | MATERIAL | METRIC THREAD |
|----------------|----------|---------------|
| <b>S451-31</b> | C, Z1    | 10 x 1.00     |

**S452** FEMALE CONVEX SWIVEL



| PART NO.       | MATERIAL | METRIC THREAD |
|----------------|----------|---------------|
| <b>S452-31</b> | C, Z1    | 10 x 1.00     |

**S492** BANJO BOLT CONNECTORS



| PART NO.       | MATERIAL | METRIC THREAD |
|----------------|----------|---------------|
| <b>S492-31</b> | Z1       | 10 x 1.00     |

**S6001** STRAIGHT FEMALE CONCAVE SEAT



| PART NO.             | MATERIAL | METRIC THREAD        |
|----------------------|----------|----------------------|
| <b>S6001-31_VW</b>   | C, Z1    | 10 x 1.00 VW         |
| <b>S6001-31_AU</b>   | C, Z1    | 10 x 1.00 Audi       |
| <b>S6001-31_LR</b>   | Z1       | 10 x 1.00 Land Rover |
| <b>S6001-31_MN</b>   | C, Z1    | 10 x 1.00 BMW/Mini   |
| <b>S6001-31_PR</b>   | Z1       | 10 x 1.00 Peugeot    |
| <b>S6001-31_VW65</b> | C        | 10 x 1.00 VW         |
| <b>S6001-31_VW67</b> | C, Z1    | 10 x 1.00 VW         |

Sample Part No. S6001-31PVW = Plated VW Part

**S6090** 90° FORGED FEMALE CONCAVE SEAT



| PART NO.        | MATERIAL | METRIC THREAD | HOSE SIZE |
|-----------------|----------|---------------|-----------|
| <b>S6090-31</b> | C        | 10 x 1.00     | -03       |

**S6090** 90° MALE SWIVEL CALIPER FITTING



| PART NO.                | MAT | METRIC THREAD | HOSE SIZE |
|-------------------------|-----|---------------|-----------|
| <b>*S6090M-31CSW-LT</b> | C   | 10 x 1.00     | -03       |
| <b>**S6090M-31CSW</b>   | C   | 10 x 1.00     | -03       |

\*Inc EPDM O-Ring / \*\*Inc High Temperature O-Ring

**S749** FIXED FEMALE BULKHEAD CONCAVE METRIC SEAT



| PART NO.          | MATERIAL | METRIC THREAD | HOSE SIZE |
|-------------------|----------|---------------|-----------|
| <b>S749-03-31</b> | C, Z1    | 10 x 1.00     | -03       |
| <b>S749-03-32</b> | Z1       | 10 x 1.25     | -03       |

Use locknut Part No. 2K8686 (see Ancillary section)

**S750** FIXED FEMALE BULKHEAD CONVEX METRIC SEAT



| PART NO.          | MATERIAL | METRIC THREAD | HOSE SIZE |
|-------------------|----------|---------------|-----------|
| <b>S750-03-31</b> | Z1       | 10 x 1.00     | -03       |

Use locknut Part No. 2K8686 (see Ancillary section)

**Material Key**

**B:** Brass, **C:** Stainless Steel, **CH:** Chrome Plated, **D:** Aluminium,  
**P:** Zinc Plated Carbon Steel, **Z1:** Silver Plated Carbon Steel

Metric Swage/Crimp Fittings for: 600/700K Series Hose

**Fitting Type:**

Swage / Crimp

**Application:**

Brake / Clutch

**To Suit Hose:**

600 / 700

**Material:** C, CH, P, Z1

**S754** STRAIGHT FEMALE CONVEX METRIC SEAT CIRCLIP GROOVE



| PART NO.          | MATERIAL | METRIC THREAD |
|-------------------|----------|---------------|
| <b>S754-03-31</b> | C, Z1    | 10 x 1.00     |

(17mm Hex) Subaru

**S755** STRAIGHT FEMALE CONVEX METRIC SEAT CIRCLIP GROOVE



| PART NO.          | MATERIAL | METRIC THREAD |
|-------------------|----------|---------------|
| <b>S755-03-31</b> | Z1       | 10 x 1.00     |

Toyota

**S756** STRAIGHT FEMALE METRIC SEAT CONCAVE CIRCLIP GROOVE



| PART NO.            | MATERIAL | METRIC THREAD |
|---------------------|----------|---------------|
| <b>S756-03-M121</b> | C        | 12 x 1.00     |

**S757** STRAIGHT FEMALE CONVEX METRIC SEAT CIRCLIP GROOVE



| PART NO.             | MATERIAL | METRIC THREAD       |
|----------------------|----------|---------------------|
| <b>S757-03-31</b>    | C, Z1    | 10 x 1.00           |
| <b>S757-03-31_DS</b> | Z1       | 10 x 1.00 Deep Seat |
| <b>S757-03-31_E</b>  | Z1       | 10 x 1.00 Extended  |

(17mm rounded edges hex)

**S758** STRAIGHT FEMALE CONCAVE METRIC SEAT CIRCLIP GROOVE



| PART NO.            | MATERIAL | METRIC THREAD |
|---------------------|----------|---------------|
| <b>S758-03-31</b>   | C, Z1    | 10 x 1.00     |
| <b>S758-03-31S</b>  | C, Z1    | 10 x 1.00     |
| <b>S758-03-31SF</b> | C, Z1    | 10 x 1.00     |

(17mm hex)

**S759** STRAIGHT FEMALE CONVEX SEAT CIRCLIP GROOVE



| PART NO.              | MATERIAL | METRIC THREAD       |
|-----------------------|----------|---------------------|
| <b>S759-03-31FB</b>   | Z1       | 10 x 1.00 Flat Body |
| <b>S759-03-31F</b>    | Z1       | 10 x 1.00 Flat hex  |
| <b>S759-03-31_BKT</b> | P        | 10 x 1.00 Bracket   |
| <b>S759-03-31</b>     | C, Z1    | 10 x 1.00           |
| <b>S759-03-31S</b>    | C, Z1    | 10 x 1.00           |
| <b>S759-03-M121</b>   | Z1       | 12 x 1.00           |
| <b>S759-03-32</b>     | Z1       | 10 x 1.25           |

(17mm hex/long nose) Renault

**S760** STRAIGHT FEMALE LOCATOR CONVEX SEAT



| PART NO.          | MATERIAL | METRIC THREAD |
|-------------------|----------|---------------|
| <b>S760-03-31</b> | Z1       | 10 x 1.00     |

Toyota

**S762** STRAIGHT CIRCLIP FEMALE (ROUNDED EDGE) CONVEX



| PART NO.           | MATERIAL | METRIC THREAD |
|--------------------|----------|---------------|
| <b>S762-03-31</b>  | Z1       | 10 x 1.00     |
| <b>S762-03-31S</b> | Z1       | 10 x 1.00     |

SP = 17mm Hex (Mazda)

**S770** STRAIGHT MALE CONVEX SEAT



| PART NO.       | MATERIAL | JIC/UNF THREAD |
|----------------|----------|----------------|
| <b>S770-03</b> | Z1       | 10 x 1.00      |

Ford

**S771** STRAIGHT MALE CONVEX SEAT METRIC W/LOCATING FLAT



| PART NO.       | MATERIAL | METRIC THREAD |
|----------------|----------|---------------|
| <b>S771-03</b> | Z1       | 10 x 1.00     |

Ford

**S772** STRAIGHT MALE CONCAVE SEAT METRIC



| PART NO.       | MATERIAL | METRIC THREAD |
|----------------|----------|---------------|
| <b>S772-03</b> | Z1       | 10 x 1.00     |

Ford

BSP/ NPT Swage/Crimp Fittings

**Fitting Type:**

Swage / Crimp

**Application:**

Brake / Clutch

**To Suit Hose:**

600 / 700

Material : B, C, P, Z1

**S321** STRAIGHT FEMALE CONVEX SEAT



| PART NO.       | MATERIAL | BSP THREAD |
|----------------|----------|------------|
| <b>S321-03</b> | Z1       | 1/8 BSP    |

**S321SM** STRAIGHT FEMALE TO SUIT SMITH PRESSURE GAUGE



| PART NO.         | MATERIAL | BSP THREAD |
|------------------|----------|------------|
| <b>S321-03SM</b> | Z1       | 1/8 BSP    |

(Fat face requires gasket)

**S323** STRAIGHT MALE CONCAVE SEAT



| PART NO.       | MATERIAL | BSP THREAD |
|----------------|----------|------------|
| <b>S323-03</b> | Z1       | 1/8 BSP    |

**S332** 90° SWEPT TUBE FEMALE BSP



| PART NO.       | MATERIAL | BSP THREAD |
|----------------|----------|------------|
| <b>S332-03</b> | Z1       | 1/8 BSP    |

**S816** STRAIGHT MALE NPT



| PART NO.          | MATERIAL | THREAD  |
|-------------------|----------|---------|
| <b>S816-03</b>    | B        | 1/8 NPT |
| <b>S816-03-04</b> | C        | 1/4 NPT |

Swage/Crimp Banjos & Tee's for: 600 / 700K Series Hose

**Fitting Type:**

Swage / Crimp

**Application:**

Brake / Clutch / Hydraulic

**To Suit Hose:**

600 / 700

**Material:** C, CBK, CH, D, P, Z1

**\*Anodised Aluminium Colour:**


BK (Black), D(Blue), RD(Red)

**Example Part No. (Banjos only)**


S5092-03DRD =

Anodised Aluminium Red


**S5091** BANJO

| PART NO.   | MATERIAL  | HOSE | HOLE SIZE |
|--|-----------|------|-----------|
|  S5091-02-03 | C         | -02  | 3/8, 10mm |
| S5091-03-04  | Z1        | -03  | 7/16      |
| S5091-03   | C, CH, Z1 | -03  | 3/8, 10mm |
| S5091-03S  | D         | -03  | 3/8, 10mm |
| S5091-04-03  | C, Z1     | -04  | 3/8, 10mm |
| S5091-04_MP  | C, Z1     | -04  | 7/16      |
| S5091-04-M12_MP  | C, Z1     | -04  | 12mm      |


**S5092** BANJO STRAIGHT EXTENDED NECK

| PART NO.   | MATERIAL          | HOSE | HOLE SIZE    |
|--|-------------------|------|--------------|
|  S5092-03-02 | C                 | -03  | 5/16, 8mm    |
| S5092-03-04  | C, CH, Z1         | -03  | 7/16, 11.2mm |
| *S5092-03  | C, CBK, CH, D, Z1 | -03  | 3/8, 10mm    |
| S5092-04-03  | C                 | -04  | 3/8, 10mm    |
| S5092-03-M12   | C, CH             | -03  | 12mm         |


**S5093** 20° BANJO EXTENDED NECK

| PART NO.   | MATERIAL          | HOSE | HOLE SIZE |
|--|-------------------|------|-----------|
|  S5093-02-03 | C                 | -02  | 3/8, 10mm |
| S5093-03-04  | C, CH, Z1         | -03  | 7/16      |
| *S5093-03  | C, CBK, CH, D, Z1 | -03  | 3/8, 10mm |
| S5093-03-M12   | C, CH             | -03  | 12mm      |


**S5093L** BANJO - COMPOUND 20°/20° LEFT

| PART NO.   | MATERIAL   | HOSE | HOLE SIZE |
|--|------------|------|-----------|
|  S5093L-03 | C, CBK, Z1 | -03  | 3/8, 10mm |


**S5093R** BANJO - COMPOUND 20°/20° RIGHT

| PART NO.   | MATERIAL   | HOSE | HOLE SIZE |
|--|------------|------|-----------|
|  S5093R-03 | C, CBK, Z1 | -03  | 3/8, 10mm |


**S5094** 45° BANJO EXTENDED NECK

| PART NO.   | MATERIAL          | HOSE | HOLE SIZE |
|--|-------------------|------|-----------|
|  *S5094-03 | C, CBK, CH, D, Z1 | -03  | 3/8, 10mm |


**S5094R/L** BANJO - COMPOUND 35°/35° RIGHT / LEFT

| PART NO.   | MATERIAL   | HOSE | HOLE SIZE |
|--|------------|------|-----------|
|  S5094R-03 | C, CBK, Z1 | -03  | 3/8, 10mm |
| S5094L-03  | C, CBK, Z1 | -03  | 3/8, 10mm |


**S5095** BANJO - DOUBLE

| PART NO.   | MATERIAL | HOSE | HOLE SIZE |
|--|----------|------|-----------|
|  *S5095-03 | D, Z1    | -03  | 3/8, 10mm |


**S5097** SIDE 20° BANJO EXTENDED NECK

| PART NO.  | MATERIAL          | HOSE SIZE | HOLE SIZE |
|---|-------------------|-----------|-----------|
|  *S5097-03 | C, CBK, CH, D, Z1 | -03       | 3/8, 10mm |


**S5098** BANJO TWIN EXTENDED NECK

| PART NO.   | MATERIAL | HOSE SIZE | HOLE SIZE |
|--|----------|-----------|-----------|
|  S5098-03 | P        | -03       | 3/8, 10mm |


**S5070** BANJO 70° EXTENDED NECK

| PART NO.   | MATERIAL       | HOSE SIZE | HOLE SIZE |
|--|----------------|-----------|-----------|
|  S5070-03 | C, CBK, CH, Z1 | -03       | 3/8, 10mm |


**S5099** SIDE BANJO 90° EXTENDED NECK

| PART NO.  | MATERIAL      | HOSE SIZE | HOLE SIZE |
|---|---------------|-----------|-----------|
|  *S5099-03 | C, CBK, D, Z1 | -03       | 3/8, 10mm |
| S5099-03-04   | CH            | -03       | 7/16      |

**S5099S** BANJO 90° EXTENDED NECK


| PART NO.   | MATERIAL | HOSE SIZE | HOLE SIZE |
|--|----------|-----------|-----------|
|  S5099S-03 | C, Z1    | -03       | 3/8, 10mm |
| S5099S-03-M6   | C        | -03       | 6mm       |
| S5099SL-03   | C        | -03       | 3/8 10mm  |
| 45° L/Hand Thread  |          |           |           |
| S5099SR-03   | C        | -03       | 3/8 10mm  |
| 45° R/Hand Thread  |          |           |           |
| S5099SL2-03  | C        | -03       | 3/8 10mm  |
| 20° L/Hand Thread  |          |           |           |

**S5132** TEE WITH LOCATING LUG

| PART NO.  | MATERIAL | OTR* | SPUR     |
|---|----------|------|----------|
|  S5132-02-03 | C        | -02  | 3/8 x 24 |
| S5132-03-03   | C        | -03  | 3/8 x 24 |


\*On the run

**S5135** 3 WAY TEE

| PART NO.   | MATERIAL | OTR* | SPUR |
|--|----------|------|------|
|  S5135-03 | C, Z1    | -03  | -03  |
| S5135-03S  | C        | -03  | -03  |
| Slimline   |          |      |      |


\*On the run

**S5136** 3 WAY TEE WITH LOCATING LUG

| PART NO.   | MATERIAL | OTR | SPUR |
|--|----------|-----|------|
|  S5136-03 | C, Z1    | -03 | -03  |


Stepped Lug : Lug 6.00mm thick

**S5137** 3 WAY TEE WITH LOCATING LUG

| PART NO.   | MATERIAL | OTR | SPUR |
|--|----------|-----|------|
|  S5137-03 | C        | -3  | -3   |

Lug 16mm thick

**S5139** 90° COMPACT ELBOW

| PART NO.  | MATERIAL | HOSE |
|---|----------|------|
|  S5139-03S | C        | -3   |



**Material Key**

**B:** Brass, **C:** Stainless Steel, **CH:** Chrome Plated, **D:** Aluminium,  
**P:** Zinc Plated Carbon Steel, **Z1:** Silver Plated Carbon Steel

Special Line Locators

**Fitting Type:**

Locating Tab

**Application:**

Car brakeline kits

**To Suit Hose:**

600 series

**Material:** C, NY (Nylon) P, Z1

Goodridge recognises the critical nature of hydraulic brake lines, especially for street driven passenger vehicles. It can be vital that during installation, the routing of the flexible stainless braided PTFE lines follows the path of the original equipment lines. In many instances, in-line locating tabs and mounting brackets are utilised to ensure proper fitment and eliminate the threat of damage. We have recreated these locators to fit our 600-Series Hose and use them on our complete Bolt On Brake Line Kits. They have been designed to fit specific applications.

**BTL-300/310** LINE LOCATOR



| PART NO.       | MAT   | APPLICATION      | TO SUIT        |
|----------------|-------|------------------|----------------|
| <b>BTL-300</b> | Z1    | Mazda Mitsubishi | 600-03         |
| <b>BTL-310</b> | C, Z1 | Mazda Mitsubishi | 600-03 Covered |

17mm hex with one rounded corner

**BTL-303/313** LINE LOCATOR



| PART NO.       | MAT   | APPLICATION | TO SUIT        |
|----------------|-------|-------------|----------------|
| <b>BTL-303</b> | C, Z1 | Toyota      | 600-03         |
| <b>BTL-313</b> | C, Z1 | Toyota      | 600-03 Covered |

Single locating tab

**BTL-304/314** LINE LOCATOR



| PART NO.       | MAT   | APPLICATION | TO SUIT        |
|----------------|-------|-------------|----------------|
| <b>BTL-304</b> | C, Z1 | Nissan, Gm  | 600-03         |
| <b>BTL-314</b> | C, Z1 | Nissan, Gm  | 600-03 Covered |

19mm hex with Silicone insert

**BTL-305/315** LINE LOCATOR



| PART NO.       | MAT   | APPLICATION | TO SUIT        |
|----------------|-------|-------------|----------------|
| <b>BTL-305</b> | C, Z1 | Mazda       | 600-03         |
| <b>BTL-315</b> | C, Z1 | Mazda       | 600-03 Covered |

19mm hex with Silicone insert

**BTL-306/316** LINE LOCATOR



| PART NO.       | MAT   | APPLICATION | TO SUIT        |
|----------------|-------|-------------|----------------|
| <b>BTL-306</b> | Z1    | Subaru      | 600-03         |
| <b>BTL-316</b> | C, Z1 | Subaru      | 600-03 Covered |

19mm hex with Silicone insert

**BTL-307/317** LINE LOCATOR



| PART NO.       | MAT   | APPLICATION | TO SUIT        |
|----------------|-------|-------------|----------------|
| <b>BTL-307</b> | C, Z1 | Toyota      | 600-03         |
| <b>BTL-317</b> | Z1    | Toyota      | 600-03 Covered |

17mm hex with opposite rounded corners

**BTL-308/318** LINE LOCATOR



| PART NO.       | MAT | APPLICATION | TO SUIT        |
|----------------|-----|-------------|----------------|
| <b>BTL-308</b> | Z1  | Subaru      | 600-03         |
| <b>BTL-318</b> | Z1  | Subaru      | 600-03 Covered |

17mm hex with 10mm clip groove

**BLT-301/311** LINE LOCATOR



| PART NO.         | MAT | APPLICATION             | TO SUIT        |
|------------------|-----|-------------------------|----------------|
| <b>BLT-301NY</b> | NY  | Honda, Acura, Rover, MG | 600-03         |
| <b>BLT-311NY</b> | NY  | Honda, Acura, Rover, MG | 600-03 Covered |

Single locating tab

**BLT-302/312** LINE LOCATOR



| PART NO.         | MAT | APPLICATION             | TO SUIT        |
|------------------|-----|-------------------------|----------------|
| <b>BLT-302NY</b> | NY  | Honda, Acura, Rover, MG | 600-03         |
| <b>BLT-312NY</b> | NY  | Honda, Acura, Rover, MG | 600-03 Covered |

Double locating tab

**BTL-322** LINE LOCATOR



| PART NO.       | MAT | APPLICATION         | TO SUIT        |
|----------------|-----|---------------------|----------------|
| <b>BTL-322</b> | Z1  | Volkswagon Golf MK5 | 600-03 covered |

Banjo Bolts

**Fitting Type:**

Bolt

**Application:**

Brake / Clutch

**To Suit Hose:**

600 series

**Material:** C, CBK, CH, D, P, Z1

**\*Anodised Aluminium Colour:**

BK (Black), D (Red), DB (Red)

**Example Part No.**

992-03-31DBU =

Anodised Aluminium Blue

Manufactured to exacting specifications to ensure an accurate fit to our Banjo Hose Ends every time, the Goodridge range of Banjo Bolts covers all possible applications. They are available in a wide range of materials, colours, lengths and threads.

**Long bolts are for use with 5091, 5095, 5096.**

**Under hex length:**

**Short: 18mm (S)**

**Single: 20mm**

**Single Long: 25mm (L)**

**Double: 30mm**

**Double Long: 40mm (L)**

**993**

DOUBLE BANJO BOLT METRIC



| PART NO.           | MATERIAL          | METRIC THREAD             |
|--------------------|-------------------|---------------------------|
| <b>*993-03-31</b>  | C, CH, D, Z1      | 10 x 1.00mm               |
| <b>993-03-31L</b>  | C, Z1             | 10 x 1.00mm               |
| <b>*993-03-31S</b> | C, CBK, D, Z1     | 10 x 1.00mm<br>28mm U/Hex |
| <b>*993-03-32</b>  | C, CBK, CH, D, Z1 | 10 x 1.25mm               |

**775**

DOUBLE BANJO BOLT UNF



| PART NO.       | MATERIAL     | UNF THREAD |
|----------------|--------------|------------|
| <b>775-03</b>  | C, CH, D, Z1 | 3/8 x 24   |
| <b>775-03L</b> | CH, Z1       | 3/8 x 24   |
| <b>775-44</b>  | CH           | 7/16 x 24  |
| <b>775-44L</b> | CH           | 7/16 x 24  |

**775**

SINGLE BANJO BOLT UNF



| PART NO.         | MATERIAL          | JIC/UNF THREAD |
|------------------|-------------------|----------------|
| <b>775-02</b>    | C                 | 5/16 x 24      |
| <b>775-03-02</b> | Z1                | 5/16 x 24      |
| <b>775-03</b>    | C, CBK, CH, D, Z1 | 3/8 x 24       |
| <b>775-03L</b>   | C, CH, D, Z1      | 3/8 x 24       |
| <b>775-04</b>    | C, CH, D, Z1      | 7/16 x 20      |
| <b>775-04L</b>   | C, Z1             | 7/16 x 20      |
| <b>775-44</b>    | C, CBK, CH, Z1    | 7/16 x 24      |

**1013**

DOUBLE BANJO BOLT BSP



| PART NO.       | MATERIAL | BSP THREAD |
|----------------|----------|------------|
| <b>1013-03</b> | P        | 1/8 BSP    |

**BL775**

SINGLE BRAKELIGHT BANJO BOLT UNF



| PART NO.         | MATERIAL | THREAD         |
|------------------|----------|----------------|
| <b>BL775-03</b>  | C        | 3/8 x 24       |
| <b>BL775-44</b>  | C        | 7/16 x 24      |
| <b>BL775-03S</b> | C        | 3/8 x 24 Short |

**992**

SINGLE BANJO BOLT METRIC



| PART NO.             | MATERIAL          | METRIC THREAD          |
|----------------------|-------------------|------------------------|
| <b>992-02-21</b>     | C                 | M8 x 1.00              |
| <b>992-02-22</b>     | C                 | M8 x 1.25              |
| <b>992-03-21</b>     | C                 | M8 x 1.00              |
| <b>992-03-22</b>     | C                 | M8 x 1.25              |
| <b>*992-03-31</b>    | C, CH, D, Z1      | M10 x 1.00             |
| <b>992-03-31L</b>    | C, CH, Z1         | M10 x 1.00             |
| <b>*992-03-31S</b>   | C, CBK, D, Z1     | M10 x 1.00             |
| <b>*992-03-32</b>    | C, CBK, CH, D, Z1 | M10 x 1.25             |
| <b>992-03-32L</b>    | Z1                | M10 x 1.25             |
| <b>992-03-35</b>     | C, Z1             | M10 x 1.50             |
| <b>992-03-35L</b>    | Z1                | M10 x 1.50             |
| <b>992-04-M12</b>    | C, CH, D          | M12 x 1.50             |
| <b>992-04-M121</b>   | D, Z1             | M12 x 1.00             |
| <b>992-04-M121S</b>  | C, Z1             | M12 x 1.00             |
| <b>992-04-M122</b>   | D, Z1             | M12 x 1.25             |
| <b>992-04-32</b>     | C                 | M10 x 1.25             |
| <b>992-04-M121SS</b> | Z1                | M12 x 1.00 Extra short |

**BL992**

SINGLE BRAKELIGHT BANJO BOLT METRIC



| PART NO.         | MATERIAL | THREAD                        |
|------------------|----------|-------------------------------|
| <b>BL992-31</b>  | C        | 10 x 1.00mm                   |
| <b>BL992-32</b>  | C        | 10 x 1.25mm                   |
| <b>BL992-31S</b> | C        | 10 x 1.00mm<br>(18.5mm U/Hex) |

**BL993**

DOUBLE BRAKELIGHT BANJO BOLT METRIC



| PART NO.         | MATERIAL | THREAD                      |
|------------------|----------|-----------------------------|
| <b>BL993-31</b>  | C        | 10 x 1.00mm                 |
| <b>BL993-32</b>  | C        | 10 x 1.25mm                 |
| <b>BL993-31S</b> | C        | 10 x 1.00mm<br>(28mm U/Hex) |

**1012**

SINGLE BANJO BOLT BSP



| PART NO.       | MATERIAL | BSP THREAD |
|----------------|----------|------------|
| <b>1012-03</b> | P        | 1/8 BSP    |
| <b>1012-04</b> | P        | 1/4 BSP    |

**Material Key**

**B:** Brass, **C:** Stainless Steel, **CH:** Chrome Plated, **D:** Aluminium,  
**P:** Zinc Plated Carbon Steel, **Z1:** Silver Plated Carbon Steel

**Bleed Nipple Banjo Bolts & Nipples**

**Fitting Type:**

Bolt

**Application:**

Brake / Clutch

**To Suit Hose:**

600 series

**Material:** C, CH, P, Z1

Goodridge developed Bleed Nipple Banjo Bolts in response to concerns about the length of time required to bleed hydraulic systems. Our design allows the installer to bleed the system at the source of the problem, at the master cylinder where the air is located. Use of our proprietary design allows the installer to burp the hydraulic system, ensuring safe and efficient bleeding.

**775BN**

SINGLE BANJO BOLT WITH BLEED NIPPLE UNF



| PART NO.        | MATERIAL | UNF THREAD |
|-----------------|----------|------------|
| <b>775-03BN</b> | C, CH    | 3/8 x 24   |

**992BN**

SINGLE BANJO BOLT WITH BLEED NIPPLE METRIC



| PART NO.         | MATERIAL  | METRIC THREAD |
|------------------|-----------|---------------|
| <b>992-31BN</b>  | C, CH, Z1 | 10 x 1.00     |
| <b>992-31BNS</b> | C         | 10 x 1.00     |
| <b>992-32BN</b>  | C, CH, Z1 | 10 x 1.25     |

**773BN**

SINGLE BANJO BOLT WITH BLEED NIPPLE UNF



| PART NO.        | MATERIAL | UNF THREAD |
|-----------------|----------|------------|
| <b>773-03BN</b> | C        | 3/8 x 24   |

**993BN**

BLEED NIPPLE DOUBLE BANJO BOLT METRIC



| PART NO.         | MATERIAL | METRIC THREAD |
|------------------|----------|---------------|
| <b>993-31BN</b>  | C, Z1    | 10 x 1.00     |
| <b>993-31BNS</b> | C        | 10 x 1.00     |
| <b>993-32BN</b>  | C, Z1    | 10 x 1.25     |

**Bleed Nipples**

**Fitting Type:**

Bleed Nipple

**Application:**

Brake systems

**To Suit Hose:**

600 series

**Material:** C, P, Z1

Goodridge provide a wide range of bleed nipples in many thread configurations to suit every common application.

**BN506**

BLEED NIPPLE UNF



| PART NO.     | MATERIAL | UNF THREAD |
|--------------|----------|------------|
| <b>BN506</b> | C, P     | 3/8 x 24   |

**BN507**

BLEED NIPPLE METRIC



| PART NO.     | MATERIAL | METRIC THREAD |
|--------------|----------|---------------|
| <b>BN507</b> | C, P     | 7 x 1.00mm    |

**BN508**

BLEED NIPPLE METRIC



| PART NO.     | MATERIAL | METRIC THREAD |
|--------------|----------|---------------|
| <b>BN508</b> | C        | 8 x 1.25mm    |

**BN510**

BLEED NIPPLE METRIC



| PART NO.     | MATERIAL | METRIC THREAD |
|--------------|----------|---------------|
| <b>BN510</b> | C, P     | 10 x 1.00mm   |

**BN704**

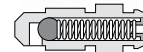
BLEED NIPPLE METRIC UNF



| PART NO.     | MATERIAL | UNF THREAD |
|--------------|----------|------------|
| <b>BN704</b> | C, P     | 1/4 x 28   |

**BNSB**

SPEED BLEEDER



cross section

| PART NO.           | MATERIAL | THREAD    |
|--------------------|----------|-----------|
| <b>BN506PSB</b>    | P        | 3/8 x 24  |
| <b>BN506PSB-HD</b> | P        | 3/8 x 24  |
| <b>BN507PSB</b>    | P        | 7 x 1.00  |
| <b>BN508PSB</b>    | P        | 8 x 1.25  |
| <b>BN510PSB</b>    | P        | 10 x 1.00 |
| <b>BN512PSB</b>    | P        | 10 x 1.25 |
| <b>BN561PSB</b>    | P        | 6 x 1.00  |
| <b>BN704PSB</b>    | P        | 1/4 x 28  |

**BN-CAP**

BLEED NIPPLE CAP



| PART NO.      |
|---------------|
| <b>BN-CAP</b> |



Special Application Block Adaptors

**Fitting Type:**

Block Adaptor

**Application:**

Brake systems

**To Suit Hose:**


600 series

**Material:** B, C, P, Z1

Goodridge have a constantly developing range of special adaptors to ensure your brakeline kit fits correctly easily and safely. Block adaptors can be bought separately to assist you when routing your brake hose system.

**G105** BANJO ADAPTOR 90° BLOCK


| PART NO.        | MATERIAL | THREAD A   |
|-----------------|----------|------------|
| <b>G105-31B</b> | B        | M10 x 1.00 |



**G105A** TEE ADAPTOR WITH -03 LEG WITH 7/16 LOCATOR HOLE

| PART NO.        | MATERIAL | THREAD A       |
|-----------------|----------|----------------|
| <b>G105A</b>    | B        | 3/8 x 24 Inv   |
| <b>G105A-44</b> | B        | 7/16 x 24 Inv  |
| <b>G105-31A</b> | B        | M10 x 1.00 Inv |


Mustang/Cherokee



**G106A** ANGLED BANJO ADAPTOR SQUARE HEAD

| PART NO.      | MATERIAL | HOLE SIZE |
|---------------|----------|-----------|
| <b>G106A</b>  | B        | 3/8       |
| <b>G1067A</b> | B        | 7/16      |


Ford



**G115** REAR TEE BLOCK GM

| PART NO.    | MATERIAL | THREAD                             |
|-------------|----------|------------------------------------|
| <b>G115</b> | B        | M10 x 1.00 Female<br>3/8 x 24 Male |


Chevrolet



**G114** MAZDA MX5 REAR BLOCK

| PART NO.    | MATERIAL | THREAD                        |
|-------------|----------|-------------------------------|
| <b>G114</b> | P        | M10 x 1.00 Femail<br>-03 Tail |


Mazda



**G116H** 90° BLOCK

| PART NO.     | MATERIAL | THREAD   |
|--------------|----------|--|
| <b>G116H</b> | C        | M10 x 1.00 to M10 x 1.00 Female with locating lugs 3/8 x 24INV |

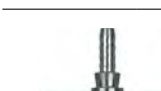
Honda Civic



**SP-202** MOTORCYCLE ELBOW FEMALE CONVEX SEAT

| PART NO.      | MATERIAL | THREAD A  |
|---------------|----------|-----------|
| <b>SP-202</b> | C        | 10 x 1.00 |


Honda /BMW/ CBS Braking Systems



**SP-203** MOTORCYCLE TEE FEMALE CONVEX SEAT

| PART NO.      | MATERIAL | THREAD A  |
|---------------|----------|-----------|
| <b>SP-203</b> | C        | 10 x 1.00 |


Honda



**SP-225** T-PIECE SWAGED OTR C-CVE SEAT

| PART NO.      | MATERIAL | THREAD                    |
|---------------|----------|---------------------------|
| <b>SP-225</b> | C        | -03 Tails with M10 x 1.00 |

BMW



600 Series Hose (for use with Re-Usable and MP crimp fittings only)

**Application:**

Fuel, Oil, Water, Dampers

**Material / Construction:**

Outer cover Corrosion and fire resistant Stainless steel braid and a PTFE inner tube compatible with all fluids

**Optional Covering:**

Carbon look or Clear coated

**Please Note:**

Other hose sizes are available with coatings by special request.

Anti static used in sizes dash 4 upwards.



| PART NO         | BORE SIZE | PTFE WALL | BRAID O/D | COVER WALL | WORKING PRES |      | BURST PRES |       | WEIGHT | TEMPERATURE   |               | MIN BEND RAD |
|-----------------|-----------|-----------|-----------|------------|--------------|------|------------|-------|--------|---------------|---------------|--------------|
|                 | MM        | MM        | MM        | MM         | BAR          | PSI  | BAR        | PSI   |        | KG/M          | MIN           |              |
| <b>600-04</b>   | 5.0       | 0.76      | 7.65      | -          | 270          | 3916 | 810        | 11748 | 0.075  | -70°C (-94°F) | 260°C (500°F) | 50           |
| <b>600-05</b>   | 6.3       | 0.76      | 8.9       | -          | 230          | 3335 | 690        | 10007 | 0.105  | -70°C (-94°F) | 260°C (500°F) | 70           |
| <b>600-05CB</b> | 6.3       | 0.76      | 8.9       | 0.50       | 230          | 3335 | 690        | 10007 | 0.123  | -20°C (-4°F)  | 85°C (185°F)  | 70           |
| <b>600-05CL</b> | 6.3       | 0.76      | 8.9       | 0.50       | 230          | 3335 | 690        | 10007 | 0.123  | -20°C (-4°F)  | 85°C (185°F)  | 70           |
| <b>600-06</b>   | 8.2       | 0.76      | 11.15     | -          | 210          | 3045 | 630        | 9137  | 0.135  | -70°C (-94°F) | 260°C (500°F) | 100          |
| <b>600-08</b>   | 10.6      | 0.76      | 12.75     | -          | 180          | 2610 | 540        | 7832  | 0.149  | -70°C (-94°F) | 260°C (500°F) | 130          |

**Material Key**

**B:** Brass, **C:** Stainless Steel, **CH:** Chrome Plated, **D:** Aluminium, **P:** Zinc Plated Carbon Steel, **Z1:** Silver Plated Carbon Steel

Re-Usable Fittings for 600 Hose

**Fitting Type:**

Re-usable

**Application:**

Fuel, Oil, Water, Dampers

**To Suit Hose:**

600 series

**Material:** D, P, Z1

Smoothbore PTFE hose assemblies can provide the most economic, efficient and lightweight solution to Fuel and Oil transfer systems. We have developed an easy to assemble range of fittings for these applications. PTFE gives a vapour free environment where fuel lines run through the interior of the vehicle.

**5091** STRAIGHT BANJO



| PART NO.       | MATERIAL | TO SUIT BOLT |
|----------------|----------|--------------|
| <b>5091-06</b> | D        | -06, M14     |
| <b>5091-08</b> | D        | -08, M22     |

**6001** STRAIGHT FEMALE



| PART NO.       | MATERIAL | THREAD    |
|----------------|----------|-----------|
| <b>6001-06</b> | D, P     | 9/16 x 18 |
| <b>6001-08</b> | D        | 3/4 x 16  |

**6045** 45° FORGED FEMALE



| PART NO.       | MATERIAL | THREAD    |
|----------------|----------|-----------|
| <b>6045-06</b> | D        | 9/16 x 18 |
| <b>6045-08</b> | D        | 3/4 x 16  |

**6046** 45° SWEPT TUBE FEMALE



| PART NO.       | MATERIAL | THREAD    |
|----------------|----------|-----------|
| <b>6046-06</b> | D        | 9/16 x 18 |
| <b>6046-08</b> | D        | 3/4 x 16  |

**6090** 90° FORGED FEMALE



| PART NO.       | MATERIAL | THREAD    |
|----------------|----------|-----------|
| <b>6090-06</b> | D        | 9/16 x 18 |
| <b>6090-08</b> | D        | 3/4 x 16  |

**6091** 90° SWEPT TUBE FEMALE



| PART NO.       | MATERIAL | JIC/UNF THREAD |
|----------------|----------|----------------|
| <b>6091-06</b> | D        | 9/16 x 18      |
| <b>6091-08</b> | D        | 3/4 x 16       |

**6120** 120° SWEPT TUBE FEMALE



| PART NO.       | MATERIAL | JIC/UNF THREAD |
|----------------|----------|----------------|
| <b>6120-06</b> | D        | 9/16 x 18      |
| <b>6120-08</b> | D        | 3/4 x 16       |

Replacement Sockets and Olives for 600 Hose

**To Suit Hose:**

600 series

**Material:** B, D

**1205** OLIVE



| PART NO.       | MATERIAL |
|----------------|----------|
| <b>1205-06</b> | B, D     |
| <b>1205-08</b> | B, D     |

**1206** SOCKET



| PART NO.       | MATERIAL |
|----------------|----------|
| <b>1206-06</b> | D        |
| <b>1206-08</b> | D        |

600 High Pressure Series (HP) (for use with HP crimp fittings only)

**Application:**

Power Steering, Hydraulic, Active Diff

**Material / Construction:**

Outer cover corrosion and fire resistant stainless steel braid with Aramid fibre braid / PTFE inner tube compatible with fluids.

Anti static used in sizes -4 to -8

an inner braid of tightly woven Aramid Fibre and an outer braid of high tensile, 304 grade stainless steel. This makes for the world's lightest and most flexible high

pressure hose, suitable for applications such as Gear Box Control Systems and Power Steering.



Goodridge high pressure hose is significantly lighter while offering superior flexibility without any compromise to operating pressure ranges. Our 600HP Series combines a smooth bore PTFE inner core with

| PART NO         | BORE SIZE | PTFE WALL | BRAID O/D | WORKING PRES |      | BURST PRES |       | WEIGHT | TEMPERATURE   |               | MIN BEND RADIUS |
|-----------------|-----------|-----------|-----------|--------------|------|------------|-------|--------|---------------|---------------|-----------------|
|                 | MM        | MM        | MM        | BAR          | PSI  | BAR        | PSI   |        | KG/M          | MIN           |                 |
| <b>600-04HP</b> | 5.1       | 0.76      | 8.9       | 375          | 5439 | 1500       | 21756 | 0.119  | -70°C (-94°F) | 260°C (500°F) | 45              |
| <b>600-06HP</b> | 8.2       | 0.76      | 12.3      | 325          | 4714 | 1300       | 18855 | 0.164  | -70°C (-94°F) | 260°C (500°F) | 70              |
| <b>600-08HP</b> | 10.6      | 0.76      | 14.8      | 250          | 3626 | 1000       | 14504 | 0.193  | -70°C (-94°F) | 260°C (500°F) | 90              |

Swage/Crimp Fittings for: 600 and 600 High Pressure Hose

**Fitting Type:**

Swage / Crimp

**Application:**

Hydraulics, Power Steering, Fuel, Oil, Water, Methanol

**To Suit Hose:**

600, 600HP

**Material:**

C, D, P, Z1

**Please Note:**

For 600 series medium pressure use medium pressure collar (CMP). For 600 series high pressure use high pressure collar (CHP).

Aluminium fittings are not recommended for use with HP hose.

This newly engineered range of Crimp Tail Hose Ends, utilises the world's strongest and lightest materials, and is designed to withstand operating conditions and working environments found in both medium and high pressure applications. The fittings are designed to work with both 600 medium pressure and 600 high pressure hose. These fittings combine precise engineering tolerances, excellent strength, durability and the lightest possible method of attachment. Available in all popular configurations, these fittings are found in world motorsport, military artillery, production automobiles and industrial machinery.

**S6091**

90° SWEEP TUBE FEMALE MEDIUM/HIGH PRESSURE



| PART NO.           | MATERIAL | JIC/UNF THREAD |
|--------------------|----------|----------------|
| <b>MP</b>          |          |                |
| <b>S6091-04_MP</b> | C, D, Z1 | 7/16 x 20      |
| <b>S6091-06_MP</b> | D        | 9/16 x 18      |
| <b>HP</b>          |          |                |
| <b>S6091-04_HP</b> | C        | 7/16 x 20      |
| <b>S6091-06_HP</b> | C        | 9/16 x 18      |
| <b>S6091-08_HP</b> | C        | 3/4 x 16       |

**S6120**

120° SWEEP TUBE FEMALE HIGH PRESSURE



| PART NO.           | MATERIAL | JIC/UNF THREAD |
|--------------------|----------|----------------|
| <b>S6120-04_HP</b> | C        | 7/16 x 20      |

**S6150**

150° SWEEP TUBE FEMALE HIGH PRESSURE



| PART NO.           | MATERIAL | JIC/UNF THREAD |
|--------------------|----------|----------------|
| <b>S6150-04_HP</b> | C        | 7/16 x 20      |

**S6180**

180° SWEEP TUBE HIGH PRESSURE



| PART NO.           | MATERIAL | THREAD    |
|--------------------|----------|-----------|
| <b>S6180-04_HP</b> | C        | 7/16 x 20 |

**S5092**

BANJO WITH INTEGRAL SWIVEL TO SUIT 600 SERIES HOSE MEDIUM PRESSURE (MAX. 100 BAR)



| PART NO.               | MATERIAL | METRIC THREAD |
|------------------------|----------|---------------|
| <b>S5092-05-M10CSW</b> | C        | 10 x 1.00     |
| <b>S5092-05-M12CSW</b> | C        | 12 x 1.50     |

FOR HIGH PRESSURE APPLICATIONS PLEASE CONTACT YOUR GOODRIDGE REPRESENTATIVE.

**S6001**

STRAIGHT FEMALE MEDIUM/HIGH PRESSURE CONCAVE



| PART NO.           | MATERIAL | JIC/UNF THREAD |
|--------------------|----------|----------------|
| <b>MP</b>          |          |                |
| <b>S6001-04_MP</b> | C, D, Z1 | 7/16 x 20      |
| <b>S6001-06_MP</b> | C, D     | 9/16 x 18      |
| <b>S6001-08_MP</b> | D        | 3/4 x 16       |
| <b>HP</b>          |          |                |
| <b>S6001-04_HP</b> | C        | 7/16 x 20      |
| <b>S6001-06_HP</b> | C        | 9/16 x 18      |
| <b>S6001-08_HP</b> | C        | 3/4 x 16       |

**S6046**

45° SWEEP TUBE FEMALE MEDIUM/HIGH PRESSURE CONCAVE



| PART NO.           | MATERIAL | JIC/UNF THREAD |
|--------------------|----------|----------------|
| <b>MP</b>          |          |                |
| <b>S6046-04_MP</b> | C, D, Z1 | 7/16 x 20      |
| <b>S6046-06_MP</b> | D        | 9/16 x 18      |
| <b>HP</b>          |          |                |
| <b>S6046-04_HP</b> | C        | 7/16 x 20      |
| <b>S6046-06_HP</b> | C        | 9/16 x 18      |
| <b>S6046-08_HP</b> | C        | 3/4 x 16       |

**RC600**

COLLARS TO SUIT 600 SERIES HOSE MEDIUM PRESSURE



| PART NO.           | MATERIAL | TO SUIT |
|--------------------|----------|---------|
| <b>RC600-04CMP</b> | C        | 600-04  |
| <b>RC600-05CMP</b> | C        | 600-05  |
| <b>RC600-06CMP</b> | C        | 600-06  |
| <b>RC600-08CMP</b> | C        | 600-08  |

**RC600**

TO SUIT 600 SERIES HOSE HIGH PRESSURE



| PART NO.           | MATERIAL | TO SUIT  |
|--------------------|----------|----------|
| <b>RC600-04CHP</b> | C        | 600-04HP |
| <b>RC600-06CHP</b> | C        | 600-06HP |
| <b>RC600-08CHP</b> | C        | 600-08HP |





# 05

200, 210 Series Braided  
Hose and Fittings



## 200 Series Hose

**Application:**

Fuel, Oil, Coolants, Methanol, Water

**Material / Construction:**

Integral stainless steel reinforced synthetic rubber with hi-tensile outer stainless steel braid

**Please Note:**

Not to be used for fuel use inside a cockpit.

Goodridge 200 Series hose is the premier stainless steel braided nitrile hose. Designed to Goodridge's exacting specifications and exclusively manufactured for Goodridge, this hose has been supplied to motorsport racing champions for many years. 200 Hose is designed for use with a wide range of re-usable aluminium hose ends and provides essential protection and resistance to high pressure, temperature, vibration, fire risks and chafing. It is constructed of a seamless synthetic CPE inner with an integral stainless steel braid and a high tensile

stainless steel outer braid. 200 Series hose has the highest corrosion and fire resistance threshold of any stainless braided nitrile hose available. It can be

used with all synthetic lubricants, fuels, oils, coolants and alcohols including methanol and nitromethane.

This hose is perfectly manufactured

for efficient and reliable use with 136, 1136, 236, 336 and 2776 Series Hose Ends. The traditional racing hose.



| PART NO       | BORE SIZE |       | BRAID OD |      | WORKING PRES |      | BURST PRES |               | WEIGHT<br>KG/M | TEMPERATURE RANGE |  | MIN BEND RADIUS<br>MM |
|---------------|-----------|-------|----------|------|--------------|------|------------|---------------|----------------|-------------------|--|-----------------------|
|               | MM        | MM    | BAR      | PSI  | BAR          | PSI  | MIN        | MAX           |                |                   |  |                       |
| <b>200-04</b> | 5.56      | 11.13 | 69       | 1000 | 414          | 6000 | 0.167      | -46°C (-51°F) | 150°C (302°F)  | 50.80             |  |                       |
| <b>200-05</b> | 6.25      | 12.50 | 69       | 1000 | 414          | 6000 | 0.184      | -46°C (-51°F) | 150°C (302°F)  | 56.25             |  |                       |
| <b>200-06</b> | 8.73      | 13.89 | 69       | 1000 | 414          | 6000 | 0.201      | -46°C (-51°F) | 150°C (302°F)  | 63.50             |  |                       |
| <b>200-08</b> | 11.12     | 16.28 | 69       | 1000 | 345          | 5000 | 0.271      | -46°C (-51°F) | 150°C (302°F)  | 88.90             |  |                       |
| <b>200-10</b> | 14.27     | 20.24 | 69       | 1000 | 345          | 5000 | 0.348      | -46°C (-51°F) | 150°C (302°F)  | 101.60            |  |                       |
| <b>200-12</b> | 17.47     | 23.82 | 69       | 1000 | 275          | 4000 | 0.421      | -46°C (-51°F) | 150°C (302°F)  | 114.30            |  |                       |
| <b>200-16</b> | 22.22     | 29.36 | 52       | 750  | 172          | 2500 | 0.552      | -46°C (-51°F) | 150°C (302°F)  | 139.70            |  |                       |

## 210 Series Hose

**Application:**

Fuel, Oil, Coolants, Methanol, Water


**Material / Construction:**

Integral stainless steel reinforced synthetic rubber with lightweight outer fibre braid

**Please Note:**

Not to be used for fuel use inside a cockpit.

210 series is a new development, based on the conventional 200 series stainless steel braided Nitrile hose, widely used in all forms of racing. The 210 series has a lightweight fibre braid, with high abrasion resistance, and is ideal for breather hoses, or oil and water circuits. It is the perfect solution as a lightweight alternative to 200 series, where the robust stainless steel braid is not necessary, and weight saving is paramount



| PART NO       | BORE SIZE |       | BRAID OD |     | WORKING PRES |      | BURST PRES |               | WEIGHT<br>KG/M  | TEMPERATURE RANGE |  | MIN BEND RADIUS<br>MM |
|---------------|-----------|-------|----------|-----|--------------|------|------------|---------------|-----------------|-------------------|--|-----------------------|
|               | MM        | MM    | BAR      | PSI | BAR          | PSI  | MIN        | MAX           |                 |                   |  |                       |
| <b>210-04</b> | 5.56      | 11.17 | 34       | 500 | 138          | 2000 | 0.112      | -40°C (-40°F) | 148.9°C (300°F) | 50.8              |  |                       |
| <b>210-06</b> | 8.71      | 14.22 | 34       | 500 | 138          | 2000 | 0.141      | -40°C (-40°F) | 148.9°C (300°F) | 63.5              |  |                       |
| <b>210-08</b> | 11.13     | 17.02 | 34       | 500 | 138          | 2000 | 0.179      | -40°C (-04°F) | 148.9°C (300°F) | 88.9              |  |                       |
| <b>210-10</b> | 14.29     | 20.83 | 34       | 500 | 138          | 2000 | 0.231      | -40°C (-40°F) | 148.9°C (300°F) | 101.6             |  |                       |
| <b>210-12</b> | 17.46     | 24.38 | 24       | 350 | 97           | 1400 | 0.372      | -40°C (-40°F) | 148.9°C (300°F) | 114.3             |  |                       |
| <b>210-16</b> | 22.23     | 29.21 | 24       | 350 | 97           | 1400 | 0.476      | -40°C (40°F)  | 148.9°C (300°F) | 139.7             |  |                       |

**Material Key**

**B:** Brass, **C:** Stainless Steel, **CH:** Chrome Plated, **D:** Aluminium,  
**P:** Zinc Plated Carbon Steel, **Z1:** Silver Plated Carbon Steel

1136/236 JIC Alloy Hose Fittings for: 200, 210 Series Hose

**Fitting Type:**

Cutter-style Re-Usable

**Application:**

Fuel, Oil, Coolants, Methanol, Water

**To Suit Hose:**

200, 210

**Material:** D

D = Red and Blue

The most comprehensive range of lightweight, re-usable alloy hose ends precisely engineered to fit our 200, 210 Series Hose. Our Aerospace standard Triple Seal/Double O-ring nitrile, cutter design ensures a secure, leak free connection every time. All 236 and 336 Series Hose Ends allow for all time alignment with their 360-degree swivel ends. The 336 Series has forged style bodies, offering that added measure of strength. They are available in bright anodised red and blue.

**236-01** STRAIGHT FEMALE

| PART NO.         | TO SUIT HOSE | JIC/UNF THREAD |
|------------------|--------------|----------------|
| <b>1136-0104</b> | 200-04       | 7/16 x 20      |
| <b>236-0106</b>  | 200-06       | 9/16 x 18      |
| <b>236-0108</b>  | 200-08       | 3/4 x 16       |
| <b>236-0110</b>  | 200-10       | 7/8 x 14       |
| <b>236-0112</b>  | 200-12       | 1 1/16 x 12    |
| <b>236-0116</b>  | 200-16       | 1 5/16 x 12    |

**236-30** 30° FEMALE SWEEP TUBE

| PART NO.        | TO SUIT HOSE | JIC/UNF THREAD |
|-----------------|--------------|----------------|
| <b>236-3106</b> | 200-06       | 9/16 x 18      |
| <b>236-3108</b> | 200-08       | 3/4 x 16       |
| <b>236-3110</b> | 200-10       | 7/8 x 14       |
| <b>236-3112</b> | 200-12       | 1 1/16 x 12    |
| <b>236-3116</b> | 200-16       | 1 5/16 x 12    |

**236-45** 45° FEMALE SWEEP TUBE

| PART NO.         | TO SUIT HOSE | JIC/UNF THREAD |
|------------------|--------------|----------------|
| <b>1136-4504</b> | 200-04       | 7/16 x 20      |
| <b>236-4506</b>  | 200-06       | 9/16 x 18      |
| <b>236-4508</b>  | 200-08       | 3/4 x 16       |
| <b>236-4510</b>  | 200-10       | 7/8 x 14       |
| <b>236-4512</b>  | 200-12       | 1 1/16 x 12    |
| <b>236-4516</b>  | 200-16       | 1 5/16 x 12    |

**236-60** 60° FEMALE SWEEP TUBE

| PART NO.        | TO SUIT HOSE | JIC/UNF THREAD |
|-----------------|--------------|----------------|
| <b>236-6106</b> | 200-06       | 9/16 x 18      |
| <b>236-6108</b> | 200-08       | 3/4 x 16       |
| <b>236-6110</b> | 200-10       | 7/8 x 14       |
| <b>236-6112</b> | 200-12       | 1 1/16 x 12    |
| <b>236-6116</b> | 200-16       | 1 5/16 x 12    |

**236-90** 90° FEMALE SWEEP TUBE

| PART NO.         | TO SUIT HOSE | JIC/UNF THREAD |
|------------------|--------------|----------------|
| <b>1136-9004</b> | 200-04       | 7/16 x 20      |
| <b>236-9006</b>  | 200-06       | 9/16 x 18      |
| <b>236-9008</b>  | 200-08       | 3/4 x 16       |
| <b>236-9010</b>  | 200-10       | 7/8 x 14       |
| <b>236-9012</b>  | 200-12       | 1 1/16 x 12    |
| <b>236-9016</b>  | 200-16       | 1 5/16 x 12    |

**236-120** 120° FEMALE SWEEP TUBE

| PART NO.         | TO SUIT HOSE | JIC/UNF THREAD |
|------------------|--------------|----------------|
| <b>236-12006</b> | 200-06       | 9/16 x 18      |
| <b>236-12008</b> | 200-08       | 3/4 x 16       |
| <b>236-12010</b> | 200-10       | 7/8 x 14       |
| <b>236-12012</b> | 200-12       | 1 1/16 x 12    |
| <b>236-12016</b> | 200-16       | 1 5/16 x 12    |

**236-150** 150° FEMALE SWEEP TUBE

| PART NO.         | TO SUIT HOSE | JIC/UNF THREAD |
|------------------|--------------|----------------|
| <b>236-15006</b> | 200-06       | 9/16 x 18      |
| <b>236-15008</b> | 200-08       | 3/4 x 16       |
| <b>236-15010</b> | 200-10       | 7/8 x 14       |
| <b>236-15012</b> | 200-12       | 1 1/16 x 12    |
| <b>236-15016</b> | 200-16       | 1 5/16 x 12    |

**236-180** 180° FEMALE SWEEP TUBE

| PART NO.         | TO SUIT HOSE | JIC/UNF THREAD |
|------------------|--------------|----------------|
| <b>236-18006</b> | 200-06       | 9/16 x 18      |
| <b>236-18008</b> | 200-08       | 3/4 x 16       |
| <b>236-18010</b> | 200-10       | 7/8 x 14       |
| <b>236-18012</b> | 200-12       | 1 1/16 x 12    |
| <b>236-18016</b> | 200-16       | 1 5/16 x 12    |

336 Forged Fittings for 200, 210 Hose

**Fitting Type:**

Cutter-style Re-Usable

**Application:**

Fuel, Oil, Coolants, Methanol, Water

**To Suit Hose:**

200, 210

**Material:** D

D = Red and Blue

Forged fittings offer extra strength and low profile for difficult and restricted locations.

**336-45** 45° FEMALE FORGED ELBOW

| PART NO.        | TO SUIT HOSE | JIC/UNF THREAD |
|-----------------|--------------|----------------|
| <b>336-4506</b> | 200-06       | 9/16 x 18      |
| <b>336-4508</b> | 200-08       | 3/4 x 16       |
| <b>336-4510</b> | 200-10       | 7/8 x 14       |
| <b>336-4512</b> | 200-12       | 1 1/16 x 12    |

**336-90** 90° FEMALE FORGED ELBOW

| PART NO.        | TO SUIT HOSE | JIC/UNF THREAD |
|-----------------|--------------|----------------|
| <b>336-9006</b> | 200-06       | 9/16 x 18      |
| <b>336-9008</b> | 200-08       | 3/4 x 16       |
| <b>336-9010</b> | 200-10       | 7/8 x 14       |
| <b>336-9012</b> | 200-12       | 1 1/16 x 12    |



236BK JIC Alloy Hose Fittings for: 200, 210 Series Hose

**Fitting Type:**

Cutter-style Re-usable

**Application:**

Fuel, Oil, Coolants, Methanol, Water

**To Suit Hose:**

200, 210

**Material:** D

BK = Black

**236-01**

STRAIGHT FEMALE



| PART NO.          | TO SUIT HOSE | JIC/UNF THREAD |
|-------------------|--------------|----------------|
| <b>236-0106BK</b> | 200-06       | 9/16 x 18      |
| <b>236-0108BK</b> | 200-08       | 3/4 x 16       |
| <b>236-0110BK</b> | 200-10       | 7/8 x 14       |
| <b>236-0112BK</b> | 200-12       | 1 1/16 x 12    |

**236-45**

45° FEMALE SWEPT TUBE



| PART NO.          | TO SUIT HOSE | JIC/UNF THREAD |
|-------------------|--------------|----------------|
| <b>236-4506BK</b> | 200-06       | 9/16 x 18      |
| <b>236-4508BK</b> | 200-08       | 3/4 x 16       |
| <b>236-4510BK</b> | 200-10       | 7/8 x 14       |
| <b>236-4512BK</b> | 200-12       | 1 1/16 x 12    |

**236-90**

90° FEMALE SWEPT TUBE



| PART NO.          | TO SUIT HOSE | JIC/UNF THREAD |
|-------------------|--------------|----------------|
| <b>236-9006BK</b> | 200-06       | 9/16 x 18      |
| <b>236-9008BK</b> | 200-08       | 3/4 x 16       |
| <b>236-9010BK</b> | 200-10       | 7/8 x 14       |
| <b>236-9012BK</b> | 200-12       | 1 1/16 x 12    |

Carburettor Hose Fittings for: 200, 210 Series Hose

**Fitting Type:**

Cutter-style Re-Usable

**Application:**

Holley, Dellorto and Weber carburetor fittings

**To Suit Hose:** 200, 210

**Material:** D

D = Red and Blue

**2776-06-M12D**

BANJO BOLT FOR WEBER CARBURETOR



| PART NO.            | MATERIAL | JIC/UNF THREAD |
|---------------------|----------|----------------|
| <b>2776-06-M12D</b> | D        | M12 x 1.50     |

Stepped banjo bolt requires CW901-M16 washer (see Ancillary section)

**2776-1106**

BANJO TO HOSE END



| PART NO.         | MATERIAL |
|------------------|----------|
| <b>2776-1106</b> | D        |

**2776-2106**

BANJO TO HOSE CONNECTION



| PART NO.         | MATERIAL |
|------------------|----------|
| <b>2776-2106</b> | D        |

**2776-06-M122D**

BANJO BOLT FOR DELLORTO CARBURETOR



| PART NO.             | MATERIAL | JIC/UNF THREAD |
|----------------------|----------|----------------|
| <b>2776-06-M122D</b> | D        | M12 x 1.25     |

Stepped banjo bolt requires CW901-M16 washer (see Ancillary section)

**2776-3106**

BANJO TO HOSE END TO MALE ON RUN



| PART NO.         | MATERIAL | JIC/UNF THREAD |
|------------------|----------|----------------|
| <b>2776-3106</b> | D        | 9/16 x 18      |

**Material Key**

**B:** Brass, **C:** Stainless Steel, **CH:** Chrome Plated, **D:** Aluminium, **P:** Zinc Plated Carbon Steel, **Z1:** Silver Plated Carbon Steel

## 202 Hose

**Application :**  
Fuel, Oil, Coolants, Methanol, Water  
**Material / Construction:**  
Stainless steel braided rubber hose

**Please Note:**  
Not designed to be used with push fit fittings.

202 Hose is a single braid hose for stand pipe applications. Use with 936 hose finishers or hose clips 202 hose offers quality and appearance at an affordable cost.



| PART NO       | BORE SIZE | BRAID OD | MIN BEND RADIUS | WORKING PRESSURE |     | BURST PRESSURE |      |
|---------------|-----------|----------|-----------------|------------------|-----|----------------|------|
|               | MM        | MM       | MM              | BAR              | PSI | BAR            | PSI  |
| <b>202-04</b> | 6.70      | 13       | 38              | 63               | 913 | 350            | 5076 |
| <b>202-05</b> | 7.90      | 14.5     | 45              | 63               | 913 | 350            | 5076 |
| <b>202-06</b> | 9.5       | 15.5     | 53              | 63               | 913 | 350            | 5076 |

## Hose Finisher for No -Thread Applications of 200, 202, 210 & 536/TF-TU25 Hoses

**Application:**  
Fuel, Oil, Coolants, Water  
**Material / Construction:**  
Anodised Aluminium with stainless steel gear drive clamp

**\*Anodised Aluminium Colour:**  
Chrome **DCH**  
Blue **DBU**  
Red **DR**

When your hoses are not exposed to pressures or working environments that demand our race ready 236 or 336 Series Hose Ends our hose finishers are just what you need. These 936-Series Hose Finishers hide a 100% stainless steel Gear Drive Hose Clamp, giving the look of racing fittings at an affordable price. They are the perfect finishing touch to a fully dressed engine.

**936**

RED HOSE FINISHER



| PART NO.        | 200/210 HOSE | 202 HOSE | TF-TU25 HOSE |
|-----------------|--------------|----------|--------------|
| <b>936-04DR</b> | -4 & -5      | -4       |              |
| <b>936-06DR</b> | -6 & -7      | -5 & -6  | -4           |
| <b>936-08DR</b> | -8           |          | -6           |
| <b>936-10DR</b> | -10          |          | -8           |
| <b>936-12DR</b> | -12          |          | -10          |
| <b>936-16DR</b> | -16          |          |              |

**936**

BLUE HOSE FINISHER



| PART NO.        | 200/210 HOSE | 202 HOSE | TF-TU25 HOSE |
|-----------------|--------------|----------|--------------|
| <b>936-04DB</b> | -4 & -5      | -4       |              |
| <b>936-06DB</b> | -6 & -7      | -5 & -6  | -4           |
| <b>936-08DB</b> | -8           |          | -6           |
| <b>936-10DB</b> | -10          |          | -8           |
| <b>936-12DB</b> | -12          |          | -10          |
| <b>936-16DB</b> | -16          |          |              |

**936**

SILVER HOSE FINISHER




| PART NO.         | 200/210 HOSE | 202 HOSE | TF-TU25 HOSE |
|------------------|--------------|----------|--------------|
| <b>936-04DCH</b> | -4 & -5      | -4       |              |
| <b>936-06DCH</b> | -6 & -7      | -5 & -6  | -4           |
| <b>936-08DCH</b> | -8           |          | -6           |
| <b>936-10DCH</b> | -10          |          | -8           |
| <b>936-12DCH</b> | -12          |          | -10          |
| <b>936-16DCH</b> | -16          |          |              |









# 06

TF-TU25, 536 Push Fit Hose and Fittings

## 536 Hose

**Application:**

\*Fuel, Oil, Coolants, Air, Water

**Material / Construction:**

Textile reinforced rubber with elastomer cover

**Temperature Range:**

-40°C (-40°F) to 100°C (212°F)

**Please Note:**

\*NOT suitable for all fuel types.

Please contact Goodridge

Goodridge Push Fit 536 Series Hose is an exclusive product manufactured with a special reinforced internal textile braiding and blue and black elastomer cover. This high quality hose is designed for use in lower pressure applications with our new range of

536 Series Push Fit Hose Ends. When the superior performance of stainless braided nitrile hose is not required, Push Fit is an excellent choice offering high quality, reliability, durability and affordability. (not recommended for suction systems)



| PART NO       | BORE SIZE | BRAID O/D | WORK PRES |     | BURST PRES |     | WEIGHT | MIN BEND RADIUS |
|---------------|-----------|-----------|-----------|-----|------------|-----|--------|-----------------|
|               | MM        | MM        | PSI       | BAR | PSI        | BAR | KG/M   | MM              |
| <b>536-04</b> | 6.35      | 12.70     | 246       | 17  | 1000       | 69  | 0.10   | 76.20           |
| <b>536-06</b> | 9.52      | 15.87     | 246       | 17  | 1000       | 69  | 0.16   | 76.20           |
| <b>536-08</b> | 12.70     | 19.05     | 246       | 17  | 1000       | 69  | 0.22   | 127.00          |
| <b>536-10</b> | 15.87     | 23.00     | 246       | 17  | 1000       | 69  | 0.30   | 152.40          |
| <b>536-12</b> | 19.05     | 26.19     | 246       | 17  | 1000       | 69  | 0.36   | 177.80          |

## 536B Hose

**Application:**

\*Fuel, Oil, Coolants, Air, Water

**Material / Construction:**

Textile reinforced rubber with elastomer cover

**Temperature Range:**

-40°C (-40°F) to 100°C (212°F)

**Please Note:**

\*NOT suitable for all fuel types.

Please contact Goodridge

Goodridge Push Fit 536 Series Hose is an exclusive product manufactured with a special reinforced internal textile braiding and blue and black elastomer cover. This high quality hose is designed for use in lower pressure applications with our new range of

536 Series Push Fit Hose Ends. When the superior performance of stainless braided nitrile hose is not required, Push Fit is an excellent choice offering high quality, reliability, durability and affordability. (not recommended for suction systems)



| PART NO        | BORE SIZE | BRAID O/D | WORK PRES |     | BURST PRES |     | WEIGHT | MIN BEND RADIUS |
|----------------|-----------|-----------|-----------|-----|------------|-----|--------|-----------------|
|                | MM        | MM        | PSI       | BAR | PSI        | BAR | KG/M   | MM              |
| <b>536-04B</b> | 6.35      | 12.70     | 246       | 17  | 1000       | 69  | 0.10   | 76.20           |
| <b>536-06B</b> | 9.52      | 15.87     | 246       | 17  | 1000       | 69  | 0.16   | 76.20           |
| <b>536-08B</b> | 12.70     | 19.05     | 246       | 17  | 1000       | 69  | 0.22   | 127.00          |
| <b>536-10B</b> | 15.87     | 23.00     | 246       | 17  | 1000       | 69  | 0.30   | 152.40          |
| <b>536-12B</b> | 19.05     | 26.19     | 246       | 17  | 1000       | 69  | 0.36   | 177.80          |

**Material Key**

**B:** Brass, **C:** Stainless Steel, **CH:** Chrome Plated, **D:** Aluminium,  
**P:** Zinc Plated Carbon Steel, **Z1:** Silver Plated Carbon Steel

**TF-TU25 Hose**

**Application:**

Fuel, Oil, Coolants, Air, Water

**Material / Construction:**

Cotton reinforced rubber compound inner with synthetic rubber outer

**Temperature Range:**

-40°C (-40°F) to 80°C (176°F) continuously, -40°C (-40°F) to 120°C (248°F) intermittently

Our TF-TU25 Hose can be used for automotive applications where the superior performance of more sophisticated hose is not required, but reliability is just as important. A high quality and useful lower pressure hose for use with

steel or alloy fittings, TF-TU25 Series Hose is constructed of a synthetic rubber outer cover with an oil resisting seamless rubber compound inner with a cotton reinforcement.

TF-TU25 Series Hose is compatible with fuels, oils, coolants and hydraulic fluids. Conforms to SAE 100 R6.



| PART NO           | BORE SIZE | PTFE WALL | HOSE O/D | WORKING PRES |     | BURST PRES |      | WEIGHT | MIN BEND RADIUS |
|-------------------|-----------|-----------|----------|--------------|-----|------------|------|--------|-----------------|
|                   | MM        | MM        | MM       | BAR          | PSI | BAR        | PSI  | KG/M   | MM              |
| <b>TF-TU25-04</b> | 6.00      | 4.00      | 14.00    | 25           | 362 | 79         | 1145 | .15    | 40              |
| <b>TF-TU25-06</b> | 10.00     | 4.00      | 18.00    | 25           | 362 | 79         | 1145 | .25    | 60              |
| <b>TF-TU25-08</b> | 13.00     | 4.00      | 21.00    | 25           | 362 | 79         | 1145 | .30    | 80              |
| <b>TF-TU25-10</b> | 16.00     | 4.00      | 25.00    | 25           | 362 | 79         | 1145 | .40    | 100             |

**JIC/UNF Push Fit Hose Fittings for 536 Hose**

**Fitting Type:**

Push Fit

**Application:**

Fuel, Oil, Water, Air, Coolants

**To Suit Hose:**

536

**Material:** D

**Colour:** BU = Blue

A complete range of 536 Series Push Fit Hose Ends have been designed and manufactured to match our 536 Series Hose. All 536 Series Push Fit Hose Ends are manufactured to the same high standards as our Red and Blue alloy hose ends. The Goodridge developed Sure Lock barbed end securely locks into the hose, giving a cost effective, safe and reliable connection. Once pushed on you will have to cut it off. Great for all low pressure applications and breathers.

**536-01**

**STRAIGHT FEMALE CONCAVE SEAT**



| PART NO.        | TO SUIT | JIC/UNF THREAD |
|-----------------|---------|----------------|
| <b>536-0104</b> | 536-04  | 7/16 x 20      |
| <b>536-0106</b> | 536-06  | 9/16 x 18      |
| <b>536-0108</b> | 536-08  | 3/4 x 16       |
| <b>536-0110</b> | 536-10  | 7/8 x 14       |
| <b>536-0112</b> | 536-12  | 1 1/16 x 12    |

**536-45**

**45° SWEEP TUBE FEMALE CONCAVE SEAT**



| PART NO.        | TO SUIT | JIC/UNF THREAD |
|-----------------|---------|----------------|
| <b>536-4504</b> | 536-04  | 7/16 x 20      |
| <b>536-4506</b> | 536-06  | 9/16 x 18      |
| <b>536-4508</b> | 536-08  | 3/4 x 16       |
| <b>536-4510</b> | 536-10  | 7/8 x 14       |
| <b>536-4512</b> | 536-12  | 1 1/16 x 12    |

**536-90**

**90° SWEEP TUBE FEMALE CONCAVE SEAT**



| PART NO.        | TO SUIT | JIC/UNF THREAD |
|-----------------|---------|----------------|
| <b>536-9004</b> | 536-04  | 7/16 x 20      |
| <b>536-9006</b> | 536-06  | 9/16 x 18      |
| <b>536-9008</b> | 536-08  | 3/4 x 16       |
| <b>536-9010</b> | 536-10  | 7/8 x 14       |
| <b>536-9012</b> | 536-12  | 1 1/16 x 12    |

**536-120**

**120° SWEEP TUBE FEMALE CONCAVE SEAT**



| PART NO.         | TO SUIT | JIC/UNF THREAD |
|------------------|---------|----------------|
| <b>536-12004</b> | 536-04  | 7/16 x 20      |
| <b>536-12006</b> | 536-06  | 9/16 x 18      |
| <b>536-12008</b> | 536-08  | 3/4 x 16       |
| <b>536-12010</b> | 536-10  | 7/8 x 14       |
| <b>536-12012</b> | 536-12  | 1 1/16 x 12    |

**536-150**

**150° SWEEP TUBE FEMALE CONCAVE SEAT**



| PART NO.         | TO SUIT | JIC/UNF THREAD |
|------------------|---------|----------------|
| <b>536-15004</b> | 536-04  | 7/16 x 20      |
| <b>536-15006</b> | 536-06  | 9/16 x 18      |
| <b>536-15008</b> | 536-08  | 3/4 x 16       |
| <b>536-15010</b> | 536-10  | 7/8 x 14       |
| <b>536-15012</b> | 536-12  | 1 1/16 x 12    |

**536-180**

**180° SWEEP TUBE FEMALE CONCAVE SEAT**



| PART NO.         | TO SUIT | JIC/UNF THREAD |
|------------------|---------|----------------|
| <b>536-18004</b> | 536-04  | 7/16 x 20      |
| <b>536-18006</b> | 536-06  | 9/16 x 18      |
| <b>536-18008</b> | 536-08  | 3/4 x 16       |
| <b>536-18010</b> | 536-10  | 7/8 x 14       |
| <b>536-18012</b> | 536-12  | 1 1/16 x 12    |



JIC/UNF Push Fit Hose Fittings for 536 Hose

**Fitting Type:**

Push Fit

**Application:**

Fuel, Oil, Water, Air, Coolants

**To Suit Hose:**

536

**Material:** D

**Colour:** BK = Black

A complete range of 536 Series Push Fit Hose Ends have been designed and manufactured to match our 536 Series Hose. All 536 Series Push Fit Hose Ends are manufactured to the same high standards as our Red and Blue alloy hose ends. The Goodridge developed Sure Lock barbed end securely locks into the hose, giving a cost effective, safe and reliable connection. Once pushed on you will have to cut it off. Great for all low pressure applications and breathers.

**536-01** STRAIGHT FEMALE CONCAVE SEAT



| PART NO.          | TO SUIT | JIC/UNF THREAD |
|-------------------|---------|----------------|
| <b>536-0106BK</b> | 536-06  | 9/16 x 18      |
| <b>536-0108BK</b> | 536-08  | 3/4 x 16       |
| <b>536-0110BK</b> | 536-10  | 7/8 x 14       |
| <b>536-0112BK</b> | 536-12  | 1 1/16 x 12    |

**536-45** 45° SWEPT TUBE FEMALE CONCAVE SEAT



| PART NO.          | TO SUIT | JIC/UNF THREAD |
|-------------------|---------|----------------|
| <b>536-4506BK</b> | 536-06  | 9/16 x 18      |
| <b>536-4508BK</b> | 536-08  | 3/4 x 16       |
| <b>536-4510BK</b> | 536-10  | 7/8 x 14       |
| <b>536-4512BK</b> | 536-12  | 1 1/16 x 12    |

**536-90** 90° SWEPT TUBE FEMALE CONCAVE SEAT



| PART NO.          | TO SUIT | JIC/UNF THREAD |
|-------------------|---------|----------------|
| <b>536-9006BK</b> | 536-06  | 9/16 x 18      |
| <b>536-9008BK</b> | 536-08  | 3/4 x 16       |
| <b>536-9010BK</b> | 536-10  | 7/8 x 14       |
| <b>536-9012BK</b> | 536-12  | 1 1/16 x 12    |

**536-120** 120° SWEPT TUBE FEMALE CONCAVE SEAT



| PART NO.           | TO SUIT | JIC/UNF THREAD |
|--------------------|---------|----------------|
| <b>536-12006BK</b> | 536-06  | 9/16 x 18      |
| <b>536-12008BK</b> | 536-08  | 3/4 x 16       |
| <b>536-12010BK</b> | 536-10  | 7/8 x 14       |
| <b>536-12012BK</b> | 536-12  | 1 1/16 x 12    |

**536-150** 150° SWEPT TUBE FEMALE CONCAVE SEAT



| PART NO.           | TO SUIT | JIC/UNF THREAD |
|--------------------|---------|----------------|
| <b>536-15006BK</b> | 536-06  | 9/16 x 18      |
| <b>536-15008BK</b> | 536-08  | 3/4 x 16       |
| <b>536-15010BK</b> | 536-10  | 7/8 x 14       |
| <b>536-15012BK</b> | 536-12  | 1 1/16 x 12    |

**536-180** 180° SWEPT TUBE FEMALE CONCAVE SEAT



| PART NO.           | TO SUIT | JIC/UNF THREAD |
|--------------------|---------|----------------|
| <b>536-18006BK</b> | 536-06  | 9/16 x 18      |
| <b>536-18008BK</b> | 536-08  | 3/4 x 16       |
| <b>536-18010BK</b> | 536-10  | 7/8 x 14       |
| <b>536-18012BK</b> | 536-12  | 1 1/16 x 12    |



# 07

Hardline and Fittings



## Hardline Stainless Steel 836 Tube & Fittings

**Application:**

Perfect for brake and clutch systems, and other high pressure applications.

**Material / Construction:** Seamless stainless steel tube.

**Please Note:**

Supplied in multiples of 3 metres.  
Hardline - Flexible Special Assemblies can be custom made to order.

When the strength and rigidity of a hardline is required in a high pressure application, look to our HL836 Series. The perfect compliment to our existing ranges of flexible hose and fittings. Use with our range of female and male pipe nuts. Constructed of cold drawn seamless stainless steel, our HL836

Series Hardline gives consistent flares and non-collapsing bends. Aircraft spec flaring tool available to allow you to flare your own tube.



| PART NO          | BORE SIZE | WALL THICKNESS | OUTER DIAMETER | WORKING PRESSURE |      | BURST PRESSURE |       | WEIGHT | MIN BEND RADIUS |
|------------------|-----------|----------------|----------------|------------------|------|----------------|-------|--------|-----------------|
|                  | MM        | MM             | MM             | BAR              | PSI  | BAR            | PSI   | KG/M   | MM              |
| <b>HL836-03C</b> | 3.36      | 0.72           | 4.8            | 350              | 5076 | 1050           | 15228 | 0.071  | 15.00           |

## Hardline Fittings

**Fitting Type:**

Hardline Tube Nut

**Application:**

Brake/Clutch

**To Suit:**

Hardline Stainless Steel Tube

**Material:** C, P

**AN818**

FEMALE TUBE NUT (TO BE USED WITH 819)



| PART NO.        | MATERIAL | THREAD     |
|-----------------|----------|------------|
| <b>AN818-03</b> | C        | 3/8 x 24   |
| <b>818-31</b>   | C        | 10 x 1.0mm |

**AN819**

TUBE SLEEVE (TO BE USED WITH 818)



| PART NO.        | MATERIAL |
|-----------------|----------|
| <b>AN819-03</b> | C        |

**N8000**

MALE TUBE NUT



| PART NO.     | MATERIAL | THREAD            |
|--------------|----------|-------------------|
| <b>N8401</b> | P        | M10 x 1.0mm short |
| <b>N8402</b> | P        | M10 x 1.0mm long  |
| <b>N8412</b> | P        | M12 x 1.0mm       |
| <b>N8426</b> | C, P     | 3/8 x 24          |
| <b>N8462</b> | P        | 7/16 x 20         |

**N1400**

FEMALE TUBE NUT



| PART NO.     | MATERIAL | THREAD             |
|--------------|----------|--------------------|
| <b>N1401</b> | P        | M10 x 1.0mm female |
| <b>N1406</b> | P        | 3/8 x 24 female    |
| <b>N1460</b> | P        | 7/16 x 20 female   |



**Material Key**

**B:** Brass, **C:** Stainless Steel, **CH:** Chrome Plated, **D:** Aluminium,  
**P:** Zinc Plated Carbon Steel, **Z1:** Silver Plated Carbon Steel

**Hardline Aluminium HL836 Tube and Re-Usable Aluminium Fittings**

**Application:**

Airjack, Fuel, Oil, Water

**Material / Construction:**

Aluminium tube with a Polyamide coating

**Please Note:**

Supplied in multiples of 4 metres.

Goodridge offer the ultimate lightweight hardline solution, using Hycot® Aluminium tube with a range of compatible Goodridge aluminium fittings. The Hycot® tube provides the strength and rigidity of hard tube that can be bent to suit the installation. Constructed of a precision-drawn aluminium tube with a polyamide

coating, Hycot® hardline combines exceptional performance and weight-saving, with formability, strength and corrosion-resistance. HL836 series Hycot® aluminium tube is ideal for the transport of fuel, oil, air and water, covering a wide range of automotive and racing applications, including

airjacks. Our fitting design does not require the tube to be flared, and we offer a range of banjo, tee-piece, male and female fittings to ease the installation of the most complex systems, in tight environments.



| PART NO          | BORE SIZE | WALL THICKNESS | OUTER DIAMETER | WORKING PRES |      | BURST PRES |      | WEIGHT | MIN BEND RADIUS |
|------------------|-----------|----------------|----------------|--------------|------|------------|------|--------|-----------------|
|                  | MM        | MM             | MM             | BAR          | PSI  | BAR        | PSI  | KG/M   | MM              |
| <b>HL836-04D</b> | 6.0       | 1.00           | 8.00           | 95           | 1378 | 290        | 4206 | 0.059  | 15.00           |
| <b>HL836-06D</b> | 8.0       | 1.00           | 10.00          | 95           | 1378 | 290        | 4206 | 0.095  | 15.00           |

**Aluminium Hardline Fittings 04/06D - Continued overleaf**

**Fitting Type:**

Re-Usable tube connectors

**To Suit Hose:**

HL836 Aluminium Tube

**Material:** D

**HL811** COUPLER



| PART NO.         | TUBE SIZE |
|------------------|-----------|
| <b>HL811-06D</b> | -6        |

**HL821** STRAIGHT FEMALE SWIVEL



| PART NO.           | TUBE SIZE | JIC/UNF THREAD |
|--------------------|-----------|----------------|
| <b>HL821-04D</b>   | -4        | 7/16 x 20      |
| <b>HL821-0406D</b> | -4        | 9/16 x 18      |
| <b>HL821-06D</b>   | -6        | 9/16 x 18      |

**HL831** STRAIGHT MALE



| PART NO.           | TUBE SIZE | JIC/UNF THREAD |
|--------------------|-----------|----------------|
| <b>HL831-0406D</b> | -4        | 9/16 x 18      |
| <b>HL831-06D</b>   | -6        | 9/16 x 18      |

**HL841** STRAIGHT MALE BULKHEAD



| PART NO.         | TUBE SIZE | JIC/UNF THREAD |
|------------------|-----------|----------------|
| <b>HL841-06D</b> | -6        | 9/16 x 18      |

**HL822** 45° FEMALE SWIVEL



| PART NO.         | TUBE SIZE | JIC/UNF THREAD |
|------------------|-----------|----------------|
| <b>HL822-06D</b> | -6        | 9/16 x 18      |

**HL823** 90° FEMALE SWIVEL



| PART NO.           | TUBE SIZE | JIC/UNF THREAD |
|--------------------|-----------|----------------|
| <b>HL823-04D</b>   | -4        | 7/16 x 20      |
| <b>HL823-0406D</b> | -4        | 9/16 x 18      |
| <b>HL823-06D</b>   | -6        | 9/16 x 18      |

**HL843** 90° MALE BULKHEAD



| PART NO.         | TUBE SIZE | JIC/UNF THREAD |
|------------------|-----------|----------------|
| <b>HL843-06D</b> | -6        | 9/16 x 18      |

**HL837** 45° MALE BULKHEAD



| PART NO.         | TUBE SIZE | JIC/UNF THREAD |
|------------------|-----------|----------------|
| <b>HL837-06D</b> | -6        | 9/16 x 18      |

**HL814** TEE PIECE



| PART NO.         | TUBE SIZE |
|------------------|-----------|
| <b>HL814-06D</b> | -6        |

Aluminium Hardline Fittings 04/06D

**Fitting Type:**

Re-usable tube connectors

**To Suit Hose:**

HL836 Aluminium Tube

**Material:** D

**HL824** TEE PIECE WITH FEMALE SWIVEL ON THE RUN



| PART NO.         | TUBE SIZE | JIC/UNF THREAD |
|------------------|-----------|----------------|
| <b>HL824-06D</b> | -6        | 9/16 x 18      |

**HL854** TEE PIECE WITH FEMALE SWIVEL ON LEG



| PART NO.         | TUBE SIZE | JIC/UNF THREAD |
|------------------|-----------|----------------|
| <b>HL854-06D</b> | -6        | 9/16 x 18      |

**HL591** STRAIGHT BANJO



| PART NO.         | OD | HOLE SIZE | BOLT SIZE |
|------------------|----|-----------|-----------|
| <b>HL591-06D</b> | -6 | 14.29     | 9/16 x 18 |

**1209** REPLACEMENT OLIVE



| PART NO.       | TO SUIT |
|----------------|---------|
| <b>1209-04</b> | -04     |
| <b>1209-06</b> | -06     |

**1210** REPLACEMENT SOCKET



| PART NO.       | TO SUIT |
|----------------|---------|
| <b>1210-04</b> | -04     |
| <b>1210-06</b> | -06     |





# 08

## Adaptors



### Product Update:

Throughout 2016 we will be introducing a new OEM grade plating which will supersede our traditional zinc plated parts.

This new plating has been developed in partnership with our major OEM customers to offer the best corrosion protection available within our industry (tested for a minimum of 1,000 hours in a salt spray environment).

Our traditional "P" suffix will be replaced with a "Z1" suffix to denote the new improved plating. If you have any further questions please contact your Goodridge representative for further details.



Adaptors

Our international position allows us to offer the worlds widest and most diverse range of AN's and adaptors at economic prices. Whether it is a true AN or a metric adaptor, Goodridge provides the natural link from one thread to another. All Goodridge adaptors are manufactured to the highest possible

specifications, metric adaptors meet the ISO specification, other adaptors are manufactured to the correct AN specification where such a specification exists.

JIC to JIC Equal Thread

**Fitting Type:** Adaptor  
**Material:** C, CH, D, P, Z1

**Please Note:**  
When ordering parts available in steel or stainless, please remove "AN" prefix.  
**Example Part No.**  
AN804-03D = Aluminium  
804-03C = Stainless Steel

**AN804** BULKHEAD TEE ON RUN



| PART NO.        | MATERIAL | JIC/UNF THREAD |
|-----------------|----------|----------------|
| <b>AN804-03</b> | C, D     | 3/8 x 24       |
| <b>AN804-04</b> | D        | 7/16 x 20      |
| <b>AN804-06</b> | D        | 9/16 x 18      |
| <b>AN804-08</b> | D        | 3/4 x 16       |

**AN806** PLUG



| PART NO.        | MATERIAL | JIC/UNF THREAD |
|-----------------|----------|----------------|
| <b>AN806-02</b> | D        | 5/16 x 24      |
| <b>AN806-03</b> | D, P     | 3/8 x 24       |
| <b>AN806-04</b> | D        | 7/16 x 20      |
| <b>AN806-05</b> | D        | 1/2 x 20       |
| <b>AN806-06</b> | D        | 9/16 x 18      |
| <b>AN806-08</b> | D        | 3/4 x 16       |
| <b>AN806-10</b> | D        | 7/8 x 14       |
| <b>AN806-12</b> | D        | 1 1/16 x 12    |
| <b>AN806-16</b> | D        | 1 5/16 x 12    |

**AN814** PORT PLUG



| PART NO.        | MATERIAL | JIC/UNF THREAD |
|-----------------|----------|----------------|
| <b>AN814-03</b> | D        | 3/8 x 24       |
| <b>AN814-04</b> | D        | 7/16 x 20      |
| <b>AN814-06</b> | D        | 9/16 x 18      |
| <b>AN814-08</b> | D        | 3/4 x 16       |
| <b>AN814-10</b> | D        | 7/8 x 14       |

**AN814SD** PORT PLUG WITH SOCKET HEX (O RING)




| PART NO.         | MATERIAL | JIC/UNF THREAD |
|------------------|----------|----------------|
| <b>AN814-03S</b> | D        | 3/8 x 24       |
| <b>AN814-04S</b> | D        | 7/16 x 20      |
| <b>AN814-06S</b> | D        | 9/16 x 18      |

**AN815** EQUAL MALE



| PART NO.         | MATERIAL    | JIC/UNF THREAD |
|------------------|-------------|----------------|
| <b>AN815-02</b>  | C           | 5/16 x 24      |
| <b>AN815-03</b>  | C, CH, D, P | 3/8 x 24       |
| <b>AN815-03V</b> | C, CH, P    | 3/8 x 24       |
| <b>AN815-04</b>  | C, D, P     | 7/16 x 20      |
| <b>AN815-06</b>  | D, P        | 9/16 x 18      |
| <b>AN815-08</b>  | D, P        | 3/4 x 16       |
| <b>AN815-10</b>  | D, P        | 7/8 x 14       |
| <b>AN815-12</b>  | D, P        | 1 1/16 x 12    |
| <b>AN815-16</b>  | D, P        | 1 5/16 x 12    |

**AN818** TUBE NUT



| PART NO.        | MATERIAL | JIC/UNF THREAD |
|-----------------|----------|----------------|
| <b>AN818-03</b> | D        | 3/8 x 24       |
| <b>AN818-04</b> | D        | 7/16 x 20      |
| <b>AN818-06</b> | D        | 9/16 x 18      |
| <b>AN818-08</b> | D        | 3/4 x 16       |
| <b>AN818-10</b> | D        | 7/8 x 14       |
| <b>AN818-12</b> | D        | 1 1/16 x 12    |
| <b>AN818-16</b> | D        | 1 5/16 x 12    |

**AN819** TUBE SLEEVE



| PART NO.        | MATERIAL | APPLICATION      |
|-----------------|----------|------------------|
| <b>AN819-03</b> | C, D     | For use with 818 |
| <b>AN819-04</b> | D        | For use with 818 |
| <b>AN819-06</b> | D        | For use with 818 |
| <b>AN819-08</b> | D        | For use with 818 |
| <b>AN819-10</b> | D        | For use with 818 |
| <b>AN819-12</b> | D        | For use with 818 |
| <b>AN819-16</b> | D        | For use with 818 |

**AN821** 90° ELBOW MALE





| PART NO.        | MATERIAL | JIC/UNF THREAD |
|-----------------|----------|----------------|
| <b>AN821-03</b> | C, D     | 3/8 x 24       |
| <b>AN821-04</b> | D        | 7/16 x 20      |
| <b>AN821-06</b> | D        | 9/16 x 18      |
| <b>AN821-08</b> | D        | 3/4 x 16       |
| <b>AN821-10</b> | D        | 7/8 x 14       |
| <b>AN821-12</b> | D        | 1 1/16 x 12    |
| <b>AN821-16</b> | D        | 1 5/16 x 12    |


**Material Key**


**B:** Brass, **C:** Stainless Steel, **CH:** Chrome Plated, **D:** Aluminium,  
**P:** Zinc Plated Carbon Steel, **Z1:** Silver Plated Carbon Steel


JIC to JIC Equal Thread


| AN824    |            | MALE TEE       |   |
|----------|------------|----------------|---|
| PART NO. | MATERIAL   | JIC/UNF THREAD |   |
| AN824-03 | C, D, CH,P | 3/8 x 24       |  |
| AN824-04 | C, D, P,   | 7/16 x 20      |   |
| AN824-06 | D          | 9/16 x 18      |   |
| AN824-08 | D          | 3/4 x 16       |   |
| AN824-10 | D          | 7/8 x 14       |   |
| AN824-12 | D          | 1 1/16 x 12    |   |
| AN824-16 | D          | 1 5/16 x 12    |   |


| AN827    |          | MALE TEE       |   |
|----------|----------|----------------|---|
| PART NO. | MATERIAL | JIC/UNF THREAD |   |
| AN827-04 | D        | 7/16 x 20      |  |
| AN827-06 | D        | 9/16 x 18      |   |


| AN832    |          | MALE BULKHEAD  |   |
|----------|----------|----------------|---|
| PART NO. | MATERIAL | JIC/UNF THREAD |   |
| AN832-03 | C, D, P  | 3/8 x 24       |  |
| AN832-04 | C, D, P  | 7/16 x 20      |   |
| AN832-06 | D        | 9/16 x 18      |   |
| AN832-08 | D        | 3/4 x 16       |   |
| AN832-10 | D        | 7/8 x 14       |   |
| AN832-12 | D, P     | 1 1/16 x 12    |   |
| AN832-16 | D        | 1 5/16 x 12    |   |


| AN833    |          | 90° MALE BULKHEAD |   |
|----------|----------|-------------------|---|
| PART NO. | MATERIAL | JIC/UNF THREAD    |   |
| AN833-03 | C, D, P  | 3/8 x 24          |  |
| AN833-04 | C, D, P  | 7/16 x 20         |   |
| AN833-06 | C, D     | 9/16 x 18         |   |
| AN833-08 | D        | 3/4 x 16          |   |
| AN833-10 | D        | 7/8 x 14          |   |
| AN833-12 | D        | 1 1/16 x 12       |   |
| AN833-16 | D        | 1 5/16 x 12       |   |


| AN834    |          | MALE BULKHEAD TEE |   |
|----------|----------|-------------------|---|
| PART NO. | MATERIAL | JIC/UNF THREAD    |   |
| AN834-03 | C, D, P  | 3/8 x 24          |  |
| AN834-04 | D        | 7/16 x 20         |   |
| AN834-06 | D        | 9/16 x 18         |   |
| AN834-08 | D        | 3/4 x 16          |   |


| AN837    |          | 45° MALE BULKHEAD |   |
|----------|----------|-------------------|---|
| PART NO. | MATERIAL | JIC/UNF THREAD    |   |
| AN837-03 | C, D, P  | 3/8 x 24          |  |
| AN837-04 | D        | 7/16 x 20         |   |
| AN837-06 | D        | 9/16 x 18         |   |
| AN837-08 | D        | 3/4 x 16          |   |
| AN837-10 | D        | 7/8 x 14          |   |
| AN837-12 | D        | 1 1/16 x 12       |   |
| AN837-16 | D        | 1 5/16 x 12       |   |

| AN924    |          | NUT            |   |
|----------|----------|----------------|---|
| PART NO. | MATERIAL | JIC/UNF THREAD |   |
| AN924-02 | D        | 5/16 x 24      |  |
| AN924-03 | D        | 3/8 x 24       |   |
| AN924-04 | D        | 7/16 x 20      |   |
| AN924-06 | D        | 9/16 x 18      |   |
| AN924-08 | D        | 3/4 x 16       |   |
| AN924-10 | D        | 7/8 x 14       |   |
| AN924-12 | D        | 1 1/16 x 12    |   |
| AN924-16 | D        | 1 5/16 x 12    |   |

| AN929    |          | CAP            |   |
|----------|----------|----------------|---|
| PART NO. | MATERIAL | JIC/UNF THREAD |   |
| AN929-02 | D        | 5/16 x 24      |  |
| AN929-03 | D        | 3/8 x 24       |   |
| AN929-04 | D        | 7/16 x 20      |   |
| AN929-05 | D        | 1/2 x 20       |   |
| AN929-06 | D        | 9/16 x 18      |   |
| AN929-08 | D        | 3/4 x 16       |   |
| AN929-10 | D        | 7/8 x 14       |   |
| AN929-12 | D        | 1 1/16 x 12    |   |
| AN929-16 | D        | 1 5/16 x 12    |   |
| AN929-20 | D        | 1 5/8 x 12     |   |

| AN938    |          | FEMALE TEE     |   |
|----------|----------|----------------|---|
| PART NO. | MATERIAL | JIC/UNF THREAD |   |
| AN938-04 | D        | 7/16 x 20      |  |
| AN938-06 | D        | 9/16 x 18      |   |
| AN938-08 | D        | 3/4 x 16       |   |
| AN938-10 | D        | 7/8 x 14       |   |
| AN938-12 | D        | 1 1/16 x 12    |   |

| AN971    |          | MALE WELD FLANGE ADAPTOR |   |
|----------|----------|--------------------------|---|
| PART NO. | MATERIAL | JIC/UNF THREAD           |   |
| AN971-03 | D        | 3/8 x 24                 |  |
| AN971-04 | D, P     | 7/16 x 20                |   |
| AN971-06 | D, P     | 9/16 x 18                |   |
| AN971-08 | D        | 3/4 x 16                 |   |
| AN971-10 | D        | 7/8 x 14                 |   |
| AN971-12 | D        | 1 1/16 x 12              |   |
| AN971-16 | D        | 1 5/16 x 12              |   |
| AN971-20 | D        | 1 5/8 x 12               |   |

| AN871    |          | FEMALE WELD ADAPTOR |   |
|----------|----------|---------------------|---|
| PART NO. | MATERIAL | JIC/UNF THREAD      |   |
| AN871-04 | D        | 7/16 x 20 UNF       |  |
| AN871-06 | D        | 9/16 x 18 UNF       |   |
| AN871-08 | D        | 3/4 x 16 UNF        |   |
| AN871-10 | D        | 7/16 x 14 UNF       |   |
| AN871-12 | D        | 1 1/16 x 12 UNF     |   |

JIC to JIC Unequal Thread

Fitting Type:  
Adaptor  
Material: C, CH, D, P

**AN824**

TEE WITH UNEQUAL LEG



| PART NO.              | MATERIAL | JIC/UNF THREAD |      |     |
|-----------------------|----------|----------------|------|-----|
|                       |          | A              | B    | C   |
| <b>AN824-06-06-08</b> | D        | 9/16           | 9/16 | 3/4 |

**919**

MALE TO MALE



| PART NO.         | MATERIAL | A-JIC/UNF THREAD | B-JIC/UNF THREAD | PART NO.         | MATERIAL | A-JIC/UNF THREAD | B-JIC/UNF THREAD |
|------------------|----------|------------------|------------------|------------------|----------|------------------|------------------|
| <b>919-04-03</b> | P, C     | 7/16 x 20        | 3/8 x 24         | <b>919-08-06</b> | P        | 3/4 x 16         | 9/16 x 18        |
| <b>919-04-44</b> | P        | 7/16 x 20        | 7/16 x 24        | <b>919-10-06</b> | P        | 7/8 x 14         | 9/16 x 18        |
| <b>919-06-03</b> | D        | 9/16 x 18        | 3/8 x 24         | <b>919-10-08</b> | P        | 7/8 x 14         | 3/4 x 16         |
| <b>919-06-04</b> | P        | 9/16 x 18        | 7/16 x 20        | <b>919-12-10</b> | P        | 1 1/16 x 12      | 7/8 x 14         |

**AN919**

MALE TO MALE



| PART NO.        | MAT | A-JIC/UNF THREAD | B-JIC/UNF THREAD | PART NO.        | MAT | A-JIC/UNF THREAD | B-JIC/UNF THREAD |
|-----------------|-----|------------------|------------------|-----------------|-----|------------------|------------------|
| <b>AN919-0</b>  | D   | -02 5/16 x 24    | -03 3/8 x 24     | <b>AN919-14</b> | D   | -10 7/8 x 14     | -06 9/16 x 18    |
| <b>AN919-01</b> | D   | -02 5/16 x 24    | -04 7/16 x 20    | <b>AN919-15</b> | D   | -10 7/8 x 14     | -08 3/4 x 16     |
| <b>AN919-02</b> | D   | -03 3/8 x 20     | -04 7/16 x 20    | <b>AN919-18</b> | D   | -12 1 1/16 x 12  | -06 9/16 x 18    |
| <b>AN919-03</b> | D   | -04 7/16 x 20    | -05 1/2 x 20     | <b>AN919-19</b> | D   | -12 1 1/16 x 12  | -08 3/4 x 16     |
| <b>AN919-06</b> | D   | -06 9/16 x 18    | -04 7/16 x 20    | <b>AN919-20</b> | D   | -12 1 1/16 x 12  | -10 7/8 x 14     |
| <b>AN919-07</b> | D   | -06 9/16 x 18    | -05 1/2 x 20     | <b>AN919-22</b> | D   | -16 1 5/16 x 12  | -10 7/8 x 14     |
| <b>AN919-10</b> | D   | -08 3/4 x 16     | -04 7/16 x 20    | <b>AN919-23</b> | D   | -16 1 5/16 x 12  | -12 1 1/16 x 12  |
| <b>AN919-12</b> | D   | -06 9/16 x 18    | -08 3/4 x 16     |                 |     |                  |                  |

JIC Male to Female



**AN950**

MALE TO FEMALE ADAPTOR (JIC SEATS) REDUCER

| PART NO.           | MAT | A-JIC/UNF THREAD | B-JIC/UNF THREAD | PART NO.           | MAT | A-JIC/UNF THREAD | B-JIC/UNF THREAD | PART NO.           | MAT | A-JIC/UNF THREAD | B-JIC/UNF THREAD |
|--------------------|-----|------------------|------------------|--------------------|-----|------------------|------------------|--------------------|-----|------------------|------------------|
| <b>AN950-04-03</b> | D   | 7/16 x 20        | 3/8 x 24         | <b>AN950-08-06</b> | D   | 3/4 x 16         | 9/16 x 18        | <b>AN950-12-10</b> | D   | 1 1/16 x 12      | 7/8 x 14         |
| <b>AN950-06-03</b> | D   | 9/16 x 18        | 3/8 x 24         | <b>AN950-10-06</b> | D   | 7/8 x 14         | 9/16 x 18        | <b>AN950-16-12</b> | D   | 1 5/16 x 12      | 1 1/16 x 12      |
| <b>AN950-06-04</b> | D   | 9/16 x 18        | 7/16 x 20        | <b>AN950-10-08</b> | D   | 7/8 x 14         | 3/4 x 16         | <b>AN950-20-16</b> | D   | 1 5/8 x 12       | 1 5/16 x 12      |
| <b>AN950-08-04</b> | D   | 3/4 x 16         | 7/16 x 20        | <b>AN950-12-08</b> | D   | 1 1/16 x 12      | 3/4 x 16         |                    |     |                  |                  |

**AN951**

MALE TO FEMALE ADAPTOR (JIC SEATS) EXPANDER



| PART NO.           | MAT  | A           | B           |
|--------------------|------|-------------|-------------|
| <b>AN951-03-04</b> | C, D | 3/8 x 24    | 7/16 x 20   |
| <b>AN951-04-06</b> | D    | 7/16 x 20   | 9/16 x 18   |
| <b>AN951-06-08</b> | D    | 9/16 x 18   | 3/4 x 16    |
| <b>AN951-08-10</b> | D    | 3/4 x 16    | 7/8 x 14    |
| <b>AN951-10-12</b> | D    | 7/8 x 14    | 1 1/16 x 12 |
| <b>AN951-12-16</b> | D    | 1 1/16 x 12 | 1 5/16 x 12 |



**Material Key**

**B:** Brass, **C:** Stainless Steel, **CH:** Chrome Plated, **D:** Aluminium,  
**P:** Zinc Plated Carbon Steel, **Z1:** Silver Plated Carbon Steel

Special Adaptors (modified AN parts for motorsport requirements)

**Fitting Type:**

Adaptor

**Material:** C, CH, D, P

**CPL** ADAPTOR SWIVEL FEMALE COUPLING



| PART NO.      | MATERIAL | JIC/UNF THREAD |
|---------------|----------|----------------|
| <b>CPL-03</b> | C,D      | 3/8 x 24       |
| <b>CPL-04</b> | C,D      | 7/16 x 20      |
| <b>CPL-06</b> | D        | 9/16 x 18      |
| <b>CPL-08</b> | D        | 3/4 x 16       |
| <b>CPL-10</b> | D        | 7/8 x 14       |
| <b>CPL-12</b> | D        | 1 1/16 x 12    |
| <b>CPL-16</b> | D        | 1 5/16 x 12    |

**CPL-823** ADAPTOR 45° MALE TO SWIVEL FEMALE



| PART NO.          | MATERIAL | JIC/UNF THREAD |
|-------------------|----------|----------------|
| <b>CPL-823-03</b> | D        | 3/8 x 24       |
| <b>CPL-823-04</b> | D        | 7/16 x 20      |
| <b>CPL-823-06</b> | D        | 9/16 x 18      |
| <b>CPL-823-08</b> | D        | 3/4 x 16       |
| <b>CPL-823-10</b> | D        | 7/8 x 14       |
| <b>CPL-823-12</b> | D        | 1 1/16 x 12    |

**CPL-824** ADAPTOR TEE MALE THREAD ON RUN SWIVEL FEMALE ON LEG



| PART NO.          | MATERIAL | JIC/UNF THREAD |
|-------------------|----------|----------------|
| <b>CPL-824-03</b> | D        | 3/8 x 24       |
| <b>CPL-824-04</b> | D        | 7/16 x 20      |
| <b>CPL-824-06</b> | D        | 9/16 x 18      |
| <b>CPL-824-08</b> | D        | 3/4 x 16       |
| <b>CPL-824-10</b> | D        | 7/8 x 14       |
| <b>CPL-824-12</b> | D        | 1 1/16 x 12    |

**CPL-826**



| PART NO.          | MATERIAL | JIC/UNF THREAD |
|-------------------|----------|----------------|
| <b>CPL-826-03</b> | D        | 3/8 x 24       |
| <b>CPL-826-04</b> | D        | 7/16 x 20      |
| <b>CPL-826-06</b> | D        | 9/16 x 18      |
| <b>CPL-826-08</b> | D        | 3/4 x 16       |
| <b>CPL-826-10</b> | D        | 7/8 x 14       |
| <b>CPL-826-12</b> | D        | 1 1/16 x 12    |

**CPL-903 TO 912** ADAPTOR 90° MALE TO FEMALE SWIVEL



| PART NO.       | MATERIAL | JIC/UNF THREAD |
|----------------|----------|----------------|
| <b>CPL-903</b> | D        | 3/8 x 24       |
| <b>CPL-904</b> | D        | 7/16 x 20      |
| <b>CPL-906</b> | D        | 9/16 x 18      |
| <b>CPL-908</b> | D        | 3/4 x 16       |
| <b>CPL-910</b> | D        | 7/8 x 14       |
| <b>CPL-912</b> | D        | 1 1/16 x 12    |

**CPL-816**

ADAPTOR JIC/UNF FEMALE SWIVEL TO MALE NPT



| PART NO.         | MATERIAL | A JIC     | B NPT |
|------------------|----------|-----------|-------|
| <b>CPL-8164</b>  | D        | 7/16 x 20 | 1/8   |
| <b>CPL-81662</b> | D        | 9/16 x 18 | 1/8   |
| <b>CPL-8166</b>  | D        | 9/16 x 18 | 1/4   |
| <b>CPL-81666</b> | D        | 9/16 x 18 | 3/8   |
| <b>CPL-81610</b> | D        | 7/8 x 14  | 1/2   |

**CPL-910\_**

ADAPTOR 90° FEMALE TO FEMALE SWIVEL



| PART NO.        | MATERIAL | JIC/UNF THREAD |
|-----------------|----------|----------------|
| <b>CPL-9104</b> | D        | 7/16 x 20      |
| <b>CPL-9106</b> | D        | 9/16 x 18      |
| <b>CPL-9108</b> | D        | 3/4 x 16       |
| <b>CPL-9110</b> | D        | 7/8 x 14       |
| <b>CPL-9112</b> | D        | 1 1/16 x 12    |
| <b>CPL-9116</b> | D        | 1 5/16 x 12    |

**CPL-900\_**


ADAPTOR 90° FEMALE TO FEMALE SWIVEL



| PART NO.        | MATERIAL | JIC/UNF THREAD |
|-----------------|----------|----------------|
| <b>CPL-9004</b> | D        | 7/16 x 20      |
| <b>CPL-9006</b> | D        | 9/16 x 18      |
| <b>CPL-9008</b> | D        | 3/4 x 16       |
| <b>CPL-9010</b> | D        | 7/8 x 14       |
| <b>CPL-9012</b> | D        | 1 1/16 x 12    |


JIC To NPT Male to Male Adaptors

**AN826** JIC TEE NPT ON RUN




| PART NO. | MATERIAL | THREAD      |          |
|----------|----------|-------------|----------|
|          |          | A JIC       | B NPT    |
| AN826-03 | D        | 3/8 x 24    | 1/8 x 27 |
| AN826-04 | D        | 7/16 x 20   | 1/8 x 27 |
| AN826-06 | D        | 9/16 x 18   | 1/4 x 18 |
| AN826-08 | D        | 3/4 x 16    | 3/8 x 18 |
| AN826-10 | D        | 7/8 x 14    | 1/2 x 14 |
| AN826-12 | D        | 1 1/16 x 12 | 3/4 x 14 |

**AN825** JIC TEE NPT ON LEG




| PART NO. | MATERIAL | THREAD      |          |
|----------|----------|-------------|----------|
|          |          | A JIC       | B NPT    |
| AN825-03 | D        | 3/8 x 24    | 1/8 x 27 |
| AN825-04 | D        | 7/16 x 20   | 1/8 x 27 |
| AN825-06 | D        | 9/16 x 18   | 1/4 x 18 |
| AN825-08 | D        | 3/4 x 16    | 3/8 x 18 |
| AN825-10 | D        | 7/8 x 14    | 1/2 x 14 |
| AN825-12 | D        | 1 1/16 x 12 | 3/4 x 14 |

**AN816** ADAPTOR STRAIGHT MALE JIC TO STRAIGHT MALE NPT




| PART NO.    | MATERIAL    | A JIC     | B NPT    | PART NO.    | MATERIAL | A JIC       | B NPT      |
|-------------|-------------|-----------|----------|-------------|----------|-------------|------------|
| AN816-03    | C, CH, D, P | 3/8 x 24  | 1/8 x 27 | AN816-08-08 | D        | 3/4 x 16    | 1/2 x 14   |
| AN816-03-04 | D, P        | 3/8 x 24  | 1/4 x 18 | AN816-08-12 | D        | 3/4 x 16    | 3/4 x 14   |
| AN816-04    | D, P        | 7/16 x 20 | 1/8 x 27 | AN816-10-06 | D        | 7/8 x 14    | 3/8 x 18   |
| AN816-04-04 | D, P        | 7/16 x 20 | 1/4 x 18 | AN816-10    | D        | 7/8 x 14    | 1/2 x 14   |
| AN816-06-02 | D, P        | 9/16 x 18 | 1/8 x 27 | AN816-10-12 | D        | 7/8 x 14    | 3/4 x 14   |
| AN816-06    | D, P        | 9/16 x 18 | 1/4 x 18 | AN816-12-08 | D        | 1 1/16 x 12 | 1/2 x 14   |
| AN816-06-06 | D, P        | 9/16 x 18 | 3/8 x 18 | AN816-12    | D        | 1 1/16 x 12 | 3/4 x 14   |
| AN816-06-08 | D           | 9/16 x 18 | 1/2 x 14 | AN816-12-16 | D        | 1 1/16 x 12 | 1 x 11 1/2 |
| AN816-07    | D           | 3/4 x 16  | 1/4 x 18 | AN816-16    | D        | 1 5/16 x 12 | 1 x 11 1/2 |
| AN816-08    | D           | 3/4 x 16  | 3/8 x 18 | AN816-16-12 | D        | 1 5/16 x 12 | 3/4 x 14   |

**AN822** 90° MALE ELBOW JIC TO MALE NPT



| PART NO.    | MATERIAL    | A JIC     | B NPT    | PART NO.    | MATERIAL | A JIC       | B NPT      |
|-------------|-------------|-----------|----------|-------------|----------|-------------|------------|
| AN822-03    | C, CH, D, P | 3/8 x 24  | 1/8 x 27 | AN822-08-08 | D        | 3/4 x 16    | 1/2 x 14   |
| AN822-04    | C, D        | 7/16 x 20 | 1/8 x 27 | AN822-08-12 | D        | 3/4 x 16    | 3/4 x 14   |
| AN822-04-04 | D           | 7/16 x 20 | 1/4 x 18 | AN822-10    | D, P     | 7/8 x 14    | 1/2 x 14   |
| AN822-06-02 | D           | 9/16 x 18 | 1/8 x 27 | AN822-12    | D        | 1 1/16 x 12 | 3/4 x 14   |
| AN822-06    | D           | 9/16 x 18 | 1/4 x 18 | AN822-12-08 | D        | 1 1/16 x 12 | 1/2 x 14   |
| AN822-06-06 | D           | 9/16 x 18 | 3/8 x 18 | AN822-12-16 | D        | 1 1/16 x 12 | 1 x 11 1/2 |
| AN822-06-08 | D           | 9/16 x 18 | 1/2 x 14 | AN822-16    | D        | 1 5/16 x 12 | 1 x 11 1/2 |
| AN822-07    | D           | 3/4 x 16  | 1/4 x 18 |             |          |             |            |
| AN822-08    | D           | 3/4 x 16  | 3/8 x 18 |             |          |             |            |

**AN823** 45° MALE ELBOW JIC TO NPT MALE




| PART NO.    | MATERIAL | A JIC     | B NPT    | PART NO.    | MATERIAL | A JIC       | B NPT      |
|-------------|----------|-----------|----------|-------------|----------|-------------|------------|
| AN823-03    | CH, D, P | 3/8 x 24  | 1/8 x 27 | AN823-08-08 | D        | 3/4 x 16    | 1/2 x 14   |
| AN823-04    | D        | 7/16 x 20 | 1/8 x 27 | AN823-10    | D        | 7/8 x 14    | 1/2 x 14   |
| AN823-06-02 | D        | 9/16 x 18 | 1/8 x 27 | AN823-10-06 | D        | 7/8 x 14    | 3/8 x 18   |
| AN823-06    | D        | 9/16 x 18 | 1/4 x 18 | AN823-16    | D        | 1 5/16 x 12 | 1 x 11 1/2 |
| AN823-06-06 | D        | 9/16 x 18 | 3/8 x 18 |             |          |             |            |
| AN823-08    | D        | 3/4 x 16  | 3/8 x 18 |             |          |             |            |

NPT Adaptors

Fitting Type:  
Adaptor  
Material: D

**AN910** FEMALE PIPE COUPLER



| PART NO. | MATERIAL | NPT THREAD |
|----------|----------|------------|
| AN910-01 | D        | 1/8 x 27   |
| AN910-02 | D        | 1/4 x 18   |
| AN910-03 | D        | 3/8 x 18   |
| AN910-04 | D        | 1/2 x 14   |
| AN910-06 | D        | 3/4 x 14   |
| AN910-08 | D        | 1 x 11 1/2 |

**Material Key**

**B:** Brass, **C:** Stainless Steel, **CH:** Chrome Plated, **D:** Aluminium, **P:** Zinc Plated Carbon Steel, **Z1:** Silver Plated Carbon Steel

NPT Adaptors - continued

**AN911** MALE TO MALE ADAPTOR



| PART NO.        | MATERIAL | NPT THREAD |
|-----------------|----------|------------|
| <b>AN911-01</b> | D        | 1/8 x 27   |
| <b>AN911-02</b> | D        | 1/4 x 18   |
| <b>AN911-03</b> | D        | 3/8 x 18   |
| <b>AN911-04</b> | D        | 1/2 x 14   |

**AN912** ADAPTOR MALE - FEMALE



| PART NO.        | MAT | NPT MALE   | NPT FEMALE |
|-----------------|-----|------------|------------|
| <b>AN912-01</b> | D   | 1/4 x 18   | 1/8 x 27   |
| <b>AN912-02</b> | D   | 3/8 x 18   | 1/4 x 18   |
| <b>AN912-03</b> | D   | 3/8 x 18   | 1/8 x 27   |
| <b>AN912-06</b> | D   | 1/2 x 14   | 1/8 x 27   |
| <b>AN912-07</b> | D   | 3/4 x 14   | 1/2 x 14   |
| <b>AN912-08</b> | D   | 3/4 x 14   | 3/8 x 18   |
| <b>AN912-12</b> | D   | 1 x 11 1/2 | 1/2 x 14   |

**AN914** NPT FEMALE TO MALE 90° EQUAL



| PART NO.        | MATERIAL | NPT THREAD |
|-----------------|----------|------------|
| <b>AN914-01</b> | D        | 1/8 x 27   |
| <b>AN914-02</b> | D        | 1/4 x 18   |
| <b>AN914-03</b> | D        | 3/8 x 18   |
| <b>AN914-04</b> | D        | 1/2 x 14   |

**AN915** NPT FEMALE TO MALE 45° EQUAL



| PART NO.        | MATERIAL | NPT THREAD |
|-----------------|----------|------------|
| <b>AN915-01</b> | D        | 1/8 x 27   |

**AN916** NPT FEMALE TO FEMALE 90° EQUAL



| PART NO.        | MATERIAL | NPT THREAD |
|-----------------|----------|------------|
| <b>AN916-01</b> | D        | 1/8 x 27   |
| <b>AN916-02</b> | D        | 1/4 x 18   |

**AN917** NPT TEE



| PART NO.        | MATERIAL | NPT THREAD |
|-----------------|----------|------------|
| <b>AN917-01</b> | D        | 1/8 x 27   |
| <b>AN917-02</b> | D        | 1/4 x 18   |
| <b>AN917-03</b> | D        | 3/8 x 18   |
| <b>AN917-04</b> | D        | 1/2 x 14   |

**AN932** PLUG SOCKET HEAD



| PART NO.        | MATERIAL | NPT THREAD |
|-----------------|----------|------------|
| <b>AN932-01</b> | D        | 1/16 x 27  |
| <b>AN932-02</b> | D        | 1/8 x 27   |
| <b>AN932-03</b> | D        | 1/4 x 18   |
| <b>AN932-04</b> | D        | 3/8 x 18   |
| <b>AN932-05</b> | D        | 1/2 x 14   |
| <b>AN932-06</b> | D        | 3/4 x 14   |
| <b>AN932-08</b> | D        | 1 x 11 1/2 |

JIC Male to Metric Male

Fitting Type: Adaptor

Material: C, CBK, CH, D, P, Z1



**305** ADAPTOR JIC TO METRIC CONVEX

| PART NO.           | MATERIAL             | A JIC     | B METRIC    | PART NO.           | MATERIAL | A JIC     | B METRIC    |
|--------------------|----------------------|-----------|-------------|--------------------|----------|-----------|-------------|
| <b>305-03-21</b>   | C                    | 3/8 x 24  | 8 x 1.00mm  | <b>305-04-35</b>   | Z1       | 7/16 x 20 | 10 x 1.50mm |
| <b>305-03-31</b>   | C, CBK, CH, D, P, Z1 | 3/8 x 24  | 10 x 1.25mm | <b>305-06-31</b>   | D        | 9/16 x 18 | 10 x 1.00mm |
| <b>305-03-32</b>   | C, D, Z1             | 3/8 x 24  | 10 x 1.25mm | <b>305-06-M122</b> | D        | 9/16 x 18 | 12 x 1.25mm |
| <b>305-03-35</b>   | Z1                   | 3/8 x 24  | 10 x 1.50mm | <b>305-06-M12</b>  | D, P     | 9/16 x 18 | 12 x 1.50mm |
| <b>305-03-M12</b>  | C                    | 3/8 x 24  | 12 x 1.50mm | <b>305-06-M14</b>  | D        | 9/16 x 18 | 14 x 1.50mm |
| <b>305-03-M121</b> | C, Z1                | 3/8 x 24  | 12 x 1.00mm | <b>305-06-M16</b>  | D        | 9/16 x 18 | 16 x 1.50mm |
| <b>305-03-M122</b> | Z1                   | 3/8 x 24  | 12 x 1.25mm | <b>305-08-31</b>   | D        | 3/4 x 16  | 10 x 1.00mm |
| <b>305-04-M12</b>  | D                    | 7/16 x 20 | 12 x 1.50mm | <b>305-08-M12</b>  | D        | 3/4 x 16  | 12 x 1.50mm |
| <b>305-04-M121</b> | Z1                   | 7/16 x 20 | 12 x 1.00mm | <b>305-08-M14</b>  | D        | 3/4 x 16  | 14 x 1.50mm |
| <b>305-04-M122</b> | Z1                   | 7/16 x 20 | 12 x 1.25mm | <b>305-08-M16</b>  | D        | 3/4 x 16  | 16 x 1.50mm |
| <b>305-04-M14</b>  | P                    | 7/16 x 20 | 14 x 1.50mm | <b>305-10-M18</b>  | D        | 7/8 x 14  | 18 x 1.50mm |
| <b>305-04-31</b>   | D, Z1                | 7/16 x 20 | 10 x 1.00mm |                    |          |           |             |
| <b>305-04-32</b>   | C                    | 7/16 x 20 | 10 x 1.25mm |                    |          |           |             |


**307** ADAPTOR JIC TO METRIC CONVEX BULKHEAD

| PART NO.           | MATERIAL | JIC/UNF THREAD |             |
|--------------------|----------|----------------|-------------|
|                    |          | A JIC          | B METRIC    |
| <b>307-03-31</b>   | C, P     | 3/8 x 24       | 10 x 1.00mm |
| <b>307-03-M121</b> | P        | 3/8 x 24       | 12 x 1.00mm |


Use locknut 318 (see Ancillary section)




JIC Male to Metric Male - continued

| 306   |                   |           |           | ADAPTOR JIC TO METRIC CONCAVE |       |           |           |                   |       |             |           |
|---|-------------------|-----------|-----------|-------------------------------|-------|-----------|-----------|-------------------|-------|-------------|-----------|
| PART NO.  | MAT               | A JIC     | B METRIC  | PART NO.                      | MAT   | A JIC     | B METRIC  | PART NO.          | MAT   | A JIC       | B METRIC  |
|  <b>306-02-31</b> | C                 | 5/16 x 24 | 10 x 1.00 | <b>306-04-31</b>              | C, D  | 7/16 x 20 | 10 x 1.00 | <b>306-08-M22</b> | D     | 3/4 x 16    | 22 x 1.50 |
| <b>306-02-32</b>  | C                 | 5/16 x 24 | 10 x 1.25 | <b>306-04-32</b>              | D     | 7/16 x 20 | 10 x 1.25 | <b>306-10-M14</b> | D     | 7/8 x 14    | 14 x 1.50 |
| <b>306-03-M12</b>   | C, D              | 3/8 x 24  | 12 x 1.50 | <b>306-06-31</b>              | D     | 9/16 x 18 | 10 x 1.00 | <b>306-10-M16</b> | D, Z1 | 7/8 x 14    | 16 x 1.50 |
| <b>306-03-M121</b>  | D                 | 3/8 x 24  | 12 x 1.00 | <b>306-06-32</b>              | D     | 9/16 x 18 | 10 x 1.25 | <b>306-10-M18</b> | D     | 7/8 x 14    | 18 x 1.50 |
| <b>306-03-M16</b>   | D                 | 3/8 x 24  | 16 x 1.50 | <b>306-06-M121</b>            | D     | 9/16 x 18 | 12 x 1.00 | <b>306-10-M20</b> | D     | 7/8 x 14    | 20 x 1.50 |
| <b>306-03-21</b>  | C                 | 3/8 x 24  | 8 x 1.00  | <b>306-06-M12</b>             | D, Z1 | 9/16 x 18 | 12 x 1.50 | <b>306-10-M22</b> | D     | 7/8 x 14    | 22 x 1.50 |
| <b>306-03-22</b>  | C                 | 3/8 x 24  | 8 x 1.25  | <b>306-06-M14</b>             | D, Z1 | 9/16 x 18 | 14 x 1.50 | <b>306-10-M24</b> | D     | 7/8 x 14    | 24 x 1.50 |
| <b>306-03-31</b>  | C, CBK, CH, D, Z1 | 3/8 x 24  | 10 x 1.00 | <b>306-06-M16</b>             | D, Z1 | 9/16 x 18 | 16 x 1.50 | <b>306-10-M26</b> | D     | 7/8 x 14    | 26 x 1.50 |
| <b>306-03-31S</b>   | Z1                | 3/8 x 24  | 10 x 1.00 | <b>306-06-M18</b>             | D, Z1 | 9/16 x 18 | 18 x 1.50 | <b>306-12-M18</b> | D     | 1 1/16 x 14 | 18 x 1.50 |
| <b>306-03-32</b>  | C, CBK, CH, D, Z1 | 3/8 x 24  | 10 x 1.25 | <b>306-06-M20</b>             | D     | 9/16 x 18 | 20 x 1.50 | <b>306-12-M20</b> | D     | 1 1/16 x 14 | 20 x 1.50 |
| <b>306-03-35</b>  | P                 | 3/8 x 24  | 10 x 1.50 | <b>306-06-M22</b>             | D     | 9/16 x 18 | 22 x 1.50 | <b>306-12-M22</b> | D     | 1 1/16 x 14 | 22 x 1.50 |
| <b>306-04-M12</b>   | Z1                | 7/16 x 20 | 12 x 1.50 | <b>306-08-M12</b>             | D     | 3/4 x 16  | 12 x 1.50 | <b>306-12-M24</b> | D     | 1 1/16 x 14 | 24 x 1.50 |
| <b>306-04-M121</b>  | D, Z1             | 7/16 x 20 | 12 x 1.00 | <b>306-08-M14</b>             | D, P  | 3/4 x 16  | 14 x 1.50 | <b>306-16-M26</b> | D     | 1 5/16 x 14 | 26 x 1.50 |
| <b>306-04-M14</b>   | D, P              | 7/16 x 20 | 14 x 1.50 | <b>306-08-M16</b>             | D, Z1 | 3/4 x 16  | 16 x 1.50 | <b>306-16-M30</b> | D     | 1 5/16 x 14 | 30 x 1.50 |
| <b>306-04-M16</b>   | Z1                | 7/16 x 20 | 16 x 1.50 | <b>306-08-M18</b>             | D     | 3/4 x 16  | 18 x 1.50 |                   |       |             |           |
| <b>306-04-M18</b>   | D                 | 7/16 x 20 | 18 x 1.50 | <b>306-08-M20</b>             | D     | 3/4 x 16  | 20 x 1.50 |                   |       |             |           |


BSP to JIC Adaptors

| 741  |           |          |           | BSP MALE TO JIC MALE |          |          |             |
|--|-----------|----------|-----------|----------------------|----------|----------|-------------|
| PART NO.   | MATERIAL  | A BSP    | B UNF     | PART NO.             | MATERIAL | A BSP    | B UNF       |
|  <b>741-03-03</b> | CH, D, Z1 | 1/8 x 28 | 3/8 x 24  | <b>741-06-08</b>     | D, Z1    | 3/8 x 19 | 3/4 x 16    |
| <b>741-03-04</b>   | D, Z1     | 1/8 x 28 | 7/16 x 20 | <b>741-06-10</b>     | D        | 3/8 x 19 | 7/8 x 14    |
| <b>741-03-05</b>   | P         | 1/8 x 28 | 1/2 x 20  | <b>741-08-06</b>     | D, Z1    | 1/2 x 14 | 9/16 x 18   |
| <b>741-03-06</b>   | D         | 1/8 x 28 | 9/16 x 18 | <b>741-08-08</b>     | D, Z1    | 1/2 x 14 | 3/4 x 16    |
| <b>741-04-03</b>   | D, Z1     | 1/4 x 19 | 3/8 x 24  | <b>741-08-10</b>     | D, Z1    | 1/2 x 14 | 7/8 x 14    |
| <b>741-04-04</b>   | D, Z1     | 1/4 x 19 | 7/16 x 20 | <b>741-08-12</b>     | D, Z1    | 1/2 x 14 | 1 1/16 x 12 |
| <b>741-04-06</b>   | D, Z1     | 1/4 x 19 | 9/16 x 18 | <b>741-10-10</b>     | D, P     | 5/8 x 14 | 7/8 x 14    |
| <b>741-04-08</b>   | P         | 1/4 x 19 | 3/4 x 16  | <b>741-10-12</b>     | D, P     | 5/8 x 14 | 1 1/16 x 12 |
| <b>741-04-10</b>   | P         | 1/4 x 19 | 7/8 x 14  | <b>741-12-10</b>     | P        | 3/4 x 14 | 7/8 x 14    |
| <b>741-06-04</b>   | D, Z1     | 3/8 x 19 | 7/16 x 20 | <b>741-12-12</b>     | D, Z1    | 3/4 x 14 | 1 1/16 x 12 |
| <b>741-06-06</b>   | D, Z1     | 3/8 x 19 | 9/16 x 18 | <b>741-16-12</b>     | P        | 1 x 11   | 1 1/16 x 12 |

BSP Female to JIC Male

| 763   |          |          |           | BSP FEMALE TO JIC MALE |          |          |           |
|---|----------|----------|-----------|------------------------|----------|----------|-----------|
| PART NO.  | MATERIAL | A BSP    | B JIC/UNF | PART NO.               | MATERIAL | A BSP    | B JIC/UNF |
|  <b>763-03-03</b> | D        | 1/8 x 28 | 3/8 x 24  | <b>763-06-08</b>       | D        | 3/8 x 19 | 3/4 x 16  |
| <b>763-03-04</b>  | P        | 1/8 x 28 | 7/16 x 20 | <b>763-08-06</b>       | P        | 1/2 x 14 | 9/16 x 18 |
| <b>763-04-04</b>  | P        | 1/4 x 19 | 7/16 x 20 | <b>763-08-08</b>       | P        | 1/2 x 14 | 3/4 x 16  |
| <b>763-04-06</b>  | D        | 1/4 x 19 | 9/16 x 18 | <b>763-08-10</b>       | P        | 1/2 x 14 | 7/8 x 14  |
| <b>763-06-06</b>  | P        | 3/8 x 19 | 9/16 x 18 | <b>763-10-08</b>       | P        | 5/8 x 14 | 3/4 x 16  |

BSP Male to Metric Male

| 945   |          |          |            | METRIC CONVEX SEAT |  |
|---|----------|----------|------------|--------------------|--|
|   |          | THREAD   |            |                    |  |
| PART NO.  | MATERIAL | A BSP    | B METRIC   |                    |  |
|  <b>945-03-31</b> | CH, P    | 1/8 x 28 | M10 x 1.00 |                    |  |
| <b>945-03-32</b>  | P        | 1/8 x 28 | M10 x 1.25 |                    |  |
| <b>945-03-M121</b>  | P        | 1/8 x 28 | M12 x 1.00 |                    |  |

**Material Key**

**B:** Brass, **C:** Stainless Steel, **CH:** Chrome Plated, **D:** Aluminium,  
**P:** Zinc Plated Carbon Steel, **Z1:** Silver Plated Carbon Steel

BSP Male to Metric Male - continued

| 742                |          |          |            | METRIC CONCAVE SEAT |          |          |            |
|--------------------|----------|----------|------------|---------------------|----------|----------|------------|
| PART NO.           | MATERIAL | A BSP    | B METRIC   | PART NO.            | MATERIAL | A BSP    | B METRIC   |
| <b>742-03-31</b>   | Z1       | 1/8 x 28 | M10 x 1.00 | <b>742-04-M12</b>   | P        | 1/4 x 19 | M12 x 1.50 |
| <b>742-03-M121</b> | Z1       | 1/8 x 28 | M12 x 1.00 | <b>742-04-M14</b>   | P        | 1/4 x 19 | M14 x 1.50 |
| <b>742-03-M122</b> | P        | 1/8 x 28 | M12 x 1.25 | <b>742-08-M14</b>   | P        | 1/2 x 14 | M14 x 1.50 |
| <b>742-03-M14</b>  | P        | 1/8 x 28 | M14 x 1.50 | <b>742-08-M16</b>   | P        | 1/2 x 14 | M16 x 1.50 |
| <b>742-04-31</b>   | P        | 1/4 x 19 | M10 x 1.00 | <b>742-08-M18</b>   | Z1       | 1/2 x 14 | M18 x 1.50 |
| <b>742-04-M121</b> | Z1       | 1/4 x 19 | M12 x 1.00 | <b>742-08-M20</b>   | P        | 1/2 x 14 | M20 x 1.50 |



BSP Male Equal Thread

**Fitting Type:** Adaptor  
**Material:** D, P, Z1

| 313           |          |            | PLUG |
|---------------|----------|------------|------|
| PART NO.      | MATERIAL | BSP THREAD |      |
| <b>313-03</b> | P        | 1/8 x 28   |      |
| <b>313-04</b> | P        | 1/4 x 19   |      |
| <b>313-06</b> | D, P     | 3/8 x 19   |      |
| <b>313-08</b> | P        | 1/2 x 14   |      |
| <b>313-10</b> | P        | 5/8 x 14   |      |



BSP to NPT Male

**Fitting Type:**  
 Adaptor  
**Material:** C, CH, D, P, Z1

| 544              |          |          |          | STRAIGHT MALE BSP/NPT |          |          |          |
|------------------|----------|----------|----------|-----------------------|----------|----------|----------|
| PART NO.         | MATERIAL | A BSP    | B NPT    | PART NO.              | MATERIAL | A BSP    | B NPT    |
| <b>544-03-03</b> | CH, P    | 1/8 x 28 | 1/8 x 27 | <b>544-04-03</b>      | P        | 1/8 x 28 | 1/4 x 18 |
| <b>544-03-04</b> | P        | 1/4 x 19 | 1/8 x 27 | <b>544-04-04</b>      | P        | 1/4 x 19 | 1/4 x 18 |



Metric Adaptors

| 314             |          |               | PLUG |
|-----------------|----------|---------------|------|
| PART NO.        | MATERIAL | METRIC THREAD |      |
| <b>314-M12</b>  | P        | M12 x 1.50    |      |
| <b>314-M122</b> | P        | M12 x 1.25    |      |
| <b>314-M14</b>  | P        | M14 x 1.50    |      |
| <b>314-M16</b>  | P        | M16 x 1.50    |      |
| <b>314-31</b>   | P        | M10 x 1.00    |      |



| 145           |          |               | METRIC EQUIL CONVEX |
|---------------|----------|---------------|---------------------|
| PART NO.      | MATERIAL | METRIC THREAD |                     |
| <b>145-31</b> | P        | M10 x 1.00    |                     |



Carburettor & Fuel Adaptors

**Fitting Type:** Adaptor  
**Material:** D, P, Z1  
**Application:**  
All common carburettor systems

| CAB            |                    | STRAIGHT MALE CONVEX SEAT |          |  |
|----------------|--------------------|---------------------------|----------|--|
| PART NO.       | DESCRIPTION        | THREAD A                  | THREAD B |  |
| <b>CAB206</b>  | Dual Feed Holley   | 7/8 x 20                  | -6 JIC   |  |
| <b>CAB246</b>  | Single Feed Holley | 9/16 x 24                 | -6 JIC   |  |
| <b>CAB208</b>  | Dual Feed Holley   | 7/8 x 20                  | -8 JIC   |  |
| <b>CAB1215</b> | Weber              | M12 x 1.50                | -6 JIC   |  |
| <b>CAB5820</b> | Carter             | 5/8 x 20                  | -6 JIC   |  |



| FB           |                   | FUEL PUMP AND GAUGE FITTINGS |          |
|--------------|-------------------|------------------------------|----------|
| PART NO.     | DESCRIPTION       | THREAD A                     | THREAD B |
| <b>FB206</b> | Fuel Pump Fitting | 1/2 x 20                     | -6 JIC   |
| <b>FB186</b> | Fuel Pump Fitting | 5/8 x 18                     | -6 JIC   |



| GA          |          | FUEL AND OIL PRESSURE GAUGE FITTINGS |  |
|-------------|----------|--------------------------------------|--|
| PART NO.    | THREAD A | THREAD B                             |  |
| <b>GA-3</b> | Male-3AN | Female 1/8 NPT                       |  |



Metric & JIC/UNF Banjo Adaptors and Banjo Bolts

**Fitting Type:**  
Banjo Adaptor  
**Material:** C, D, P, Z1

| 779              |          | TWIN BANJO ADAPTOR |              |
|------------------|----------|--------------------|--------------|
| PART NO.         | MATERIAL | JIC/UNF            | TO SUIT BOLT |
| <b>779-03</b>    | C, Z1    | 3/8 x 24           | 3/8 M10      |
| <b>779-06-04</b> | D        | 9/16 x 18          | 7/16         |



| 776               |              | SINGLE BANJO ADAPTOR |              |                   |          |           |              |
|-------------------|--------------|----------------------|--------------|-------------------|----------|-----------|--------------|
| PART NO.          | MATERIAL     | JIC/UNF              | TO SUIT BOLT | PART NO.          | MATERIAL | JIC/UNF   | TO SUIT BOLT |
| <b>776-03</b>     | C, CH, D, Z1 | 3/8 x 24             | 3/8 / 10mm   | <b>776-06-M14</b> | D        | 9/16 x 18 | 14mm         |
| <b>776-03-04</b>  | C, CH, Z1    | 3/8 x 24             | 7/16         | <b>776-06-M16</b> | D        | 9/16 x 18 | 16mm         |
| <b>776-04-03</b>  | Z1           | 7/16 x 20            | 3/8          | <b>776-06</b>     | D        | 9/16 x 18 | 9/16         |
| <b>776-04</b>     | C, Z1        | 7/16 x 20            | 7/16         | <b>776-08-M14</b> | D        | 3/4 x 16  | 14mm         |
| <b>776-04-M12</b> | D, Z1        | 7/16 x 20            | 12mm         | <b>776-08-M16</b> | D        | 3/4 x 16  | 16mm         |
| <b>776-04-M14</b> | D            | 7/16 x 20            | 14mm         | <b>776-08-M18</b> | D        | 3/4 x 16  | 18mm         |
| <b>776-06-04</b>  | D            | 9/16 x 18            | 7/16         | <b>776-10-M18</b> | D        | 7/8 x 14  | 18mm         |
| <b>776-06-M12</b> | D            | 9/16 x 18            | 12mm         | <b>776-10-M20</b> | D        | 7/8 x 14  | 20mm         |



| 775           |          | SINGLE BANJO BOLT UNF |  |
|---------------|----------|-----------------------|--|
| PART NO.      | MATERIAL | UNF THREAD            |  |
| <b>775-03</b> | Z1       | 3/8 x 24              |  |
| <b>775-04</b> | Z1       | 7/16 x 20             |  |
| <b>775-44</b> | Z1       | 7/16 x 24             |  |
| <b>775-06</b> | D        | 9/16 x 18             |  |



| 992                 |          | SINGLE BANJO BOLT METRIC |                    |     |             |
|---------------------|----------|--------------------------|--------------------|-----|-------------|
| PART NO.            | MAT      | UNF THREAD               | PART NO.           | MAT | /UNF THREAD |
| <b>992-04-M12</b>   | C, CH, D | M12 x 1.50               | <b>992-06-M14</b>  | D   | M14 x 1.50  |
| <b>992-04-M121</b>  | D, Z1    | M12 x 1.00               | <b>992-06-M142</b> | D   | M14 x 1.25  |
| <b>992-04-M121S</b> | C, Z1    | M12 x 1.00 Short         | <b>992-06-M16</b>  | D   | M16 x 1.50  |
| <b>992-04-M122</b>  | D, Z1    | M12 x 1.25               | <b>992-08-M16</b>  | D   | M16 x 1.50  |
| <b>992-04-32</b>    | C        | M10 x 1.25               | <b>992-08-M18</b>  | D   | M18 x 1.50  |
| <b>992-06-M12</b>   | D        | M12 x 1.50               |                    |     |             |





**Material Key**

**B:** Brass, **C:** Stainless Steel, **CH:** Chrome Plated, **D:** Aluminium, **P:** Zinc Plated Carbon Steel, **Z1:** Silver Plated Carbon Steel

**Npt to Push Fit Hose End**

**Fitting Type:**

Adaptor

**Application:**

All common carburetor systems

**Material:** D

**AN840**

STRAIGHT ADAPTOR



| PART NO.        | MATERIAL | THREAD   | TO SUIT HOSE |
|-----------------|----------|----------|--------------|
| <b>AN840-04</b> | D        | 1/8 x 27 | 200-04       |
| <b>AN840-06</b> | D        | 1/4 x 18 | 200-06       |
| <b>AN840-08</b> | D        | 3/8 x 18 | 200-08       |
| <b>AN840-10</b> | D        | 1/2 x 14 | 200-10       |
| <b>AN840-12</b> | D        | 3/4 x 14 | 200-12       |

**AN842**

90° FORGED ADAPTOR



| PART NO.        | MATERIAL | THREAD   | TO SUIT HOSE |
|-----------------|----------|----------|--------------|
| <b>AN842-04</b> | D        | 1/8 x 27 | 200-04       |
| <b>AN842-06</b> | D        | 1/4 x 18 | 200-06       |
| <b>AN842-08</b> | D        | 3/8 x 18 | 200-08       |
| <b>AN842-10</b> | D        | 1/2 x 14 | 200-10       |

**AN844**

45° FORGED ADAPTOR



| PART NO.        | MATERIAL | THREAD   | TO SUIT HOSE |
|-----------------|----------|----------|--------------|
| <b>AN844-04</b> | D        | 1/8 x 27 | 200-04       |

**3 and 4 way Connectors**

**2203**

3 WAY JIC/UNF FEMALE TEE



| PART NO.       | MATERIAL | JIC/UNF THREAD |
|----------------|----------|----------------|
| <b>2203-03</b> | B        | 3/8 x 24       |
| <b>319-31</b>  | B        | 10 x 1.00mm    |

**2205**

3 WAY JIC/UNF FEMALE TEE



| PART NO.       | MATERIAL | JIC/UNF THREAD                |
|----------------|----------|-------------------------------|
| <b>2205-31</b> | D        | 10 x 1.00mm<br>Metric Concave |

**2204**

4 WAY FEMALE TEE



| PART NO.       | MATERIAL | THREAD                         |
|----------------|----------|--------------------------------|
| <b>2204-03</b> | B        | 3/8 x 24                       |
| <b>2204-31</b> | B        | M10 x 1.00mm<br>Metric Concave |

**2206**

4 WAY FEMALE TEE



| PART NO.       | MATERIAL | THREAD                         |
|----------------|----------|--------------------------------|
| <b>2206-31</b> | D        | M10 x 1.00mm<br>Metric Concave |

**Special Adaptors**

**Fitting Type:**

Adaptor

**Application:**

Power steering, Gauges, Pressure switches, Special applications

**185**

POWER STEERING ADAPTOR



| PART NO.      | MATERIAL | THREAD     |           |
|---------------|----------|------------|-----------|
|               |          | A THREAD   | B JIC/UNF |
| <b>185001</b> | P        | 1/2 x 20   | 9/16 x 18 |
| <b>185002</b> | P        | 5/8 x 18   | 9/16 x 18 |
| <b>185003</b> | P        | 11/16 x 18 | 9/16 x 18 |
| <b>185004</b> | P        | M14 x 1.50 | 9/16 x 18 |
| <b>185005</b> | P        | M16 x 1.50 | 9/16 x 18 |
| <b>185006</b> | P        | M18 x 1.50 | 9/16 x 18 |

Replacement O-Rings are available.  
See OR6290 in Ancillary section

**FP192/193**

JIC FEMALE TO MALE WITH FEMALE NPT IN HEX



| PART NO.     | MATERIAL | JIC THREAD | NPT HEX |
|--------------|----------|------------|---------|
| <b>FP192</b> | D        | 9/16 x 18  | 1/8 NPT |
| <b>FP193</b> | D        | 3/4 x 16   | 1/8 NPT |
| <b>FP199</b> | D        | 7/16 X 20  | 1/8 NPT |

**FP194 to 197**

JIC MALE TO NPT MALE WITH NPT FEMALE IN HEX



| PART NO.     | MAT | THREAD                                  |
|--------------|-----|---|
| <b>FP194</b> | D   | -06 Male TO 1/4 NPT Male to 1/8 NPT Hex |
| <b>FP195</b> | D   | -08 Male TO 1/4 NPT Male to 1/8 NPT Hex |
| <b>FP196</b> | D   | -06 Male TO 3/8 NPT Male to 1/8 NPT Hex |
| <b>FP197</b> | D   | -08 Male TO 3/8 NPT Male to 1/8 NPT Hex |

Special Adaptors - continued

**AN921** 90° O RING BOSS TO MALE UNION



| PART NO.        | MATERIAL | JIC/UNF THREAD  |
|-----------------|----------|-----------------|
| <b>AN921-06</b> | D        | 9/16 x 18 UNF   |
| <b>AN921-08</b> | D        | 3/4 x 16 UNF    |
| <b>AN921-10</b> | D        | 7/8 x 14 UNF    |
| <b>AN921-12</b> | D        | 1 1/16 x 12 UNF |

Replacement Stat-O-Seals are available. See Ancillary

**AN922** 45° O RING BOSS TO MALE UNION



| PART NO.        | MATERIAL | JIC/UNF THREAD |
|-----------------|----------|----------------|
| <b>AN922-06</b> | D        | 9/16 x 18 UNF  |
| <b>AN922-08</b> | D        | 3/4 x 16 UNF   |

Replacement Stat-O-Seals are available. See Ancillary

**FP190/FP191** JIC MALE TO MALE WITH FEMALE NPT IN HEX



| PART NO.     | MATERIAL | JIC THREAD | NPT HEX |
|--------------|----------|------------|---------|
| <b>FP190</b> | D        | 9/16 x 18  | 1/8 NPT |
| <b>FP191</b> | D        | 3/4 x 16   | 1/8 NPT |

**AN920** STRAIGHT O RING BOSS TO MALE UNION



| PART NO.           | MATERIAL | THREAD      |             |
|--------------------|----------|-------------|-------------|
|                    |          | A JIC       | B UNF       |
| <b>AN920-04</b>    | D        | 7/16 x 20   | 7/16 x 20   |
| <b>AN920-06</b>    | D        | 9/16 x 18   | 9/16 x 18   |
| <b>AN920-06-10</b> | D        | 9/16 x 18   | 7/8 x 14    |
| <b>AN920-08</b>    | D        | 3/4 x 16    | 3/4 x 16    |
| <b>AN920-08-10</b> | D        | 3/4 x 16    | 7/8 x 14    |
| <b>AN920-10</b>    | D        | 7/8 x 14    | 7/8 x 14    |
| <b>AN920-10-08</b> | D        | 7/8 x 14    | 3/4 x 16    |
| <b>AN920-10-12</b> | D        | 7/8 x 14    | 1 1/16 x 12 |
| <b>AN920-12</b>    | D        | 1 1/16 x 12 | 1 1/16 x 12 |
| <b>AN920-12-10</b> | D        | 1 1/16 x 12 | 7/8 x 14    |

Replacement O-Rings are available.  
See OR6290 in Ancillary section

Brake Adaptors

**Fitting Type:**

Brake Adaptor

**Application:**

Brake systems

**To Suit Hose:**

600 series

**Material:** C, CH, P

**Please Note:**


INV = Convex

BUB = Concave

The Goodridge range of brake adaptors covers almost every combination of thread, dimension and application. Whether you are working on a race car, passenger vehicle, motorcycle or custom project, you are sure to find the adaptor you need.

**It is important to note that these adaptors can be utilised with your pre-made TÜV/DOT PTFE Hose assemblies and still remain within the legal requirements.**

**10100** BRAKE ADAPTOR



| PART NO.        | DESCRIPTION            |
|-----------------|------------------------|
| <b>10100-03</b> | -3 Male to 10 x 1.00mm |
| <b>10100-04</b> | -4 Male to 10 X 1.00mm |

**10120** BRAKE ADAPTOR



| PART NO.        | DESCRIPTION             |
|-----------------|-------------------------|
| <b>10120-03</b> | -3 Male to 1/2 x 20 INV |

**10125** BRAKE ADAPTOR



| PART NO.        | DESCRIPTION            |
|-----------------|------------------------|
| <b>10125-03</b> | -3 Male to 10 x 1.25mm |
| <b>10125-04</b> | -4 Male to 10 x 1.25mm |

**10716** BRAKE ADAPTOR



| PART NO.        | DESCRIPTION              |
|-----------------|--------------------------|
| <b>10716-03</b> | -3 Male to 7/16 x 24 INV |
| <b>10716-04</b> | -4 Male to 7/16 x 24 INV |

**10720** BRAKE ADAPTOR



| PART NO.        | DESCRIPTION              |
|-----------------|--------------------------|
| <b>10720-03</b> | -3 Male to 7/16 x 20 INV |
| <b>10720-04</b> | -4 Male to 7/16 x 20 INV |

**10916** BRAKE ADAPTOR



| PART NO.        | DESCRIPTION                 |
|-----------------|-----------------------------|
| <b>10916-03</b> | -3 Male to 9/16 x 18 Convex |

**FM10100** BRAKE ADAPTOR



| PART NO.           | DESCRIPTION                              |
|--------------------|--|
| <b>FM10100-03</b>  | -3 Male to Female 10 x 1.00mm INV        |
| <b>FM10100-031</b> | -3 Male to Female 10 x 1.00 mm BUB Flare |
| <b>FM10100-04</b>  | -4 Male to Female 10 x 1.00mm INV        |

**FM10125** BRAKE ADAPTOR



| PART NO.          | DESCRIPTION                       |
|-------------------|-----------------------------------|
| <b>FM10125-03</b> | -3 Male to Female 10 x 1.25mm INV |

**FM10324** BRAKE ADAPTOR



| PART NO.          | DESCRIPTION                    |
|-------------------|--------------------------------|
| <b>FM10324-03</b> | -3 Male to Female 3/8 x 24 INV |

**FM10716** BRAKE ADAPTOR



| PART NO.          | DESCRIPTION                     |
|-------------------|---------------------------------|
| <b>FM10716-03</b> | -3 Male to Female 7/16 x 24 INV |
| <b>FM10716-04</b> | -4 Male to Female 7/16 x 24 INV |



**09**

Ancillary



## Ancillary

This section contains all those extras the professional may require to complete the job together with some extras

Goodridge has been asked for over the years. If you are unable to find what you need, please ask our professional

sales team and we will do our best to supply.

## Buna O-Ring

**Fitting Type:** O-Ring

**Application:**

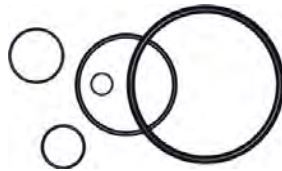
Suitable for all petroleum products

**Please Note:**

These 'O' rings conform to AN6290 specifications.

**To Suit:**

AN920, AN921, AN922, AN814SD and swivel G-Line fittings



| PART NO.         | SECTION (INCHES) | I.D (INCHES)  | SECTION (MM) | I.D (MM) |
|------------------|------------------|---------------|--------------|----------|
| <b>OR6290-03</b> | 0.064 ± 0.003    | 0.301 ± 0.005 | 1.6          | 7.65     |
| <b>OR6290-04</b> | 0.072 ± 0.003    | 0.351 ± 0.005 | 1.8          | 8.92     |
| <b>OR6290-06</b> | 0.078 ± 0.003    | 0.468 ± 0.005 | 2.0          | 11.89    |
| <b>OR6290-08</b> | 0.087 ± 0.003    | 0.644 ± 0.005 | 2.2          | 16.36    |
| <b>OR6290-10</b> | 0.097 ± 0.003    | 0.755 ± 0.005 | 2.5          | 19.18    |
| <b>OR6290-12</b> | 0.116 ± 0.004    | 0.924 ± 0.006 | 2.9          | 23.47    |

## Lockwire and Lockwire Twist Pliers

**Material:**

Stainless Steel (Lockwire)

**Package Weight:**

0.45 Kilos

**Options Available:**

See table opposite

Aircraft grade 302 stainless steel lock wire made to military specifications is perfect for positioning hoses or mounting hardware and combined with our Lockwire Twist Pliers allows for quick and easy safety lockwiring.



| PART NO.      | WIRE SIZE INCHES      | WIRE SIZE MM |
|---------------|-----------------------|--------------|
| <b>LWD594</b> | 0.018                 | 0.45         |
| <b>LWD595</b> | 0.020                 | 0.51         |
| <b>LWD596</b> | 0.024                 | 0.62         |
| <b>LWD597</b> | 0.032                 | 0.81         |
| <b>LWD598</b> | 0.040                 | 1.01         |
| <b>TP598</b>  | Lockwire Twist Pliers |              |

## Clamps

**Material:** D

**Please Note :**

\* -04 and -05 available in coloured anodised aluminium.

**Anodised Aluminium Colour:**

BU = Blue, GD = Gold, RD = Red

**Example Part No.**

PLCC-03DGD =

Anodised Aluminium Gold

Aircraft quality clamps to support and locate hoses. They can be secured either by a rivet or a bolt.



| PART NO.        | INSIDE DIAMETER | HOSE TYPE                  |
|-----------------|-----------------|----------------------------|
| <b>PLCC-03</b>  | 3/16            | 600-02                     |
| <b>PLCC-04*</b> | 1/4             | 600-03                     |
| <b>PLCC-05*</b> | 5/16            | 600-04<br>600-03 (COVERED) |
| <b>PLCC-06</b>  | 3/8             | 600-05                     |
| <b>PLCC-08</b>  | 1/2             | 200-06                     |
| <b>PLCC-10</b>  | 5/8             | 200-08                     |
| <b>PLCC-12</b>  | 3/4             | 200-10                     |
| <b>PLCC-16</b>  | 1               | 200-12                     |
| <b>PLCC-20</b>  | 1 1/4           | 200-16                     |
| <b>PLCC-24</b>  | 1 1/2           | 200-20                     |

**Material Key**

**B:** Brass, **C:** Stainless Steel, **CH:** Chrome Plated, **D:** Aluminium,  
**P:** Zinc Plated Carbon Steel, **Z1:** Silver Plated Carbon Steel

## Hose Separators

**Fitting Type:**

Hose Separator

Application:

Locating and routing hoses

**To Suit Hose:**

200, 210 and 600

**Material:** D

Route your hoses where you want them, out of harms way. Hose separators are manufactured from billet aluminium and anodised to suit your colour scheme. Great for race vehicles, motorcycles and street vehicles.



| PART NO.           | TO SUIT HOSE      | COLOUR |
|--------------------|-------------------|--------|
| <b>PHS-03CL</b>    | 600-03            | CLEAR  |
| <b>PHS-03CL-CF</b> | 600-03 COLOURFLEX | CLEAR  |
| <b>PHS-03DB</b>    | 600-03            | BLUE   |
| <b>PHS-03DB-CF</b> | 600-03 COLOURFLEX | BLUE   |
| <b>PHS-03DR</b>    | 600-03            | RED    |
| <b>PHS-03DR-CF</b> | 600-03 COLOURFLEX | RED    |
| <b>PHS-06DB</b>    | 200-06            | BLUE   |
| <b>PHS-06DR</b>    | 200-06            | RED    |
| <b>PHS-08DB</b>    | 200-08            | BLUE   |
| <b>PHS-08DR</b>    | 200-08            | RED    |

## PVC Heatshrink

**Application:**

Protective covering

**To Suit Hose:**

600, 200, 910

**Application:**

Protective covering

**Material:** PVC**Colour:**

BK, CL

Black(BK) Clear(CL)

Self extinguishing PVC protective covering, giving protection against corrosion and abrasion. This tough, hard-wearing material may be fitted to braided hose or any other automotive component and shrunk to size by hot air, with a maximum reduction of 35% of original size.



| PART NO.        | HOSE         | COLOUR  |
|-----------------|--------------|---------|
| <b>HS760-03</b> | 600-03/04    | BK, CL, |
| <b>HS760-06</b> | 200-04/06/08 | BK, CL, |
| <b>HS760-10</b> | 200-10       | BK      |

## Raychem Heatshrink

**Application:**

Heat, abrasion and chemical resistant covering, capable of withstanding temperatures from: -75°C (-103°F) to 150°C (302°F)

**To Suit Hose:**

600, 200, 210, 910, 710, 811, 510

**Material:** Raychem**Colour:** Black

Raychem represents the ultimate high performance covering, offering protection from heat, abrasion and chemical attack. Easily shrink to size using hot air.

**Glue impregnated and thin wall versions available on request.**



| PART NO.         | TO SUIT HOSE |
|------------------|--------------|
| <b>DR-25-1/4</b> | 600-02       |
| <b>DR-25-3/8</b> | 600-03/04    |
| <b>DR-25-1/2</b> | 200-06       |
| <b>DR-25-3/4</b> | 200-06/08    |
| <b>DR-25-1</b>   | 200-10/12    |

## Polythene Spiral Binding

**Application:**

Hose protection

**To Suit Hose:**

200, 210, 600

**Material:**

Reinforced Polythene

A flexible spiral binding to provide protection to both hose and paint work.

| PART NO.       | TUBE O.D SIZE | TO SUIT HOSE  |
|----------------|---------------|---------------|
| <b>FRP-2BK</b> | 1/4 BLACK     | 600-03/04     |
| <b>FRP-3BK</b> | 1/2 BLACK     | 600-06/200-06 |



## Reinforced Plastic Tube

**Application:**

Protective covering

**To Suit Hose:**

600-03

**Material:** Reinforced plastic

To suit Motocross and Enduro applications, this hard plastic tubing can be used over your flexible hose and attached to the fork leg or rear swinging arm.



| PART NO        | TO SUIT HOSE | COLOUR |
|----------------|--------------|--------|
| <b>HP-03BK</b> | 600-03       | BLACK  |

## Fireproof Sleeve

**Application:**

Insulation and fire retardant, 1090°C (2000°F) short term flame protection.

**Operating temp:**

-54°C (-65°F) to 260°C (500°F)

**To Suit Hose:** All

**Material:** Silicone

A silicone covered sleeve which acts as a fire retardant, an insulator and a chafe protector. Installed by inserting the hose into the sleeve prior to hose fitting assembly. The standard colour is silver, but also available in orange on request.



| PART NO.         | TUBE O.D SIZE TO BE COVERED | TO SUIT HOSE  |
|------------------|-----------------------------|---------------|
| <b>FG900-03S</b> | 1/4                         | 600-02/03/04  |
| <b>FG900-06S</b> | 3/8                         | 600-06/200-04 |
| <b>FG900-08S</b> | 1/2                         | 200-06/08     |
| <b>FG900-12S</b> | 3/4                         | 200-10/12     |
| <b>FG900-16S</b> | 1                           | 200-16        |
| <b>FG900-20S</b> | 1 1/4                       | 710-16        |

## Alloy Spanners

Hard anodised, these alloy wrenches are specifically designed for use with alloy hose ends and adaptors.

Their short handles allow use in tight spots and discourage overtightening.

Available in both double-ended and single-ended designs.



| UK SPANNERS<br>PART NO. | A          |             | B          |        |
|-------------------------|------------|-------------|------------|--------|
|                         | HEX INCHES | HEX MM      | HEX INCHES | HEX MM |
| <b>AW760-04</b>         | 9/16       | 14.28       | 5/8        | 15.88  |
| <b>AW760-06</b>         | 11/16      | 17.46       | 3/4        | 19.05  |
| <b>AW760-08</b>         | 3/4        | 19.05       | 7/8        | 22.22  |
| <b>AW760-10</b>         | 1          | 25.40       | 1 1/16     | 26.99  |
| <b>AW760-12</b>         | 1 3/16     | 30.16       | 1 1/4      | 31.75  |
| <b>AW760-16</b>         | 1 7/16     | 36.51       | 1 1/2      | 38.10  |
| <b>AW760-SET</b>        | -4 to -12  | Spanner set |            |        |

## Locknuts



| LOCKNUT         |               |                                     |          |
|-----------------|---------------|-------------------------------------|----------|
| PART NO.        | THREAD        | TO SUIT                             | MATERIAL |
| <b>924-03</b>   | 3/8 x 24      | 443-03                              | C, Z1    |
| <b>924-04</b>   | 7/16 x 20     | 443-04                              | Z1       |
| <b>924-06</b>   | 9/16 x 18     | 832-06                              | Z1       |
| <b>318-31</b>   | 10 x 1.00mm   | 446-31 / 444-31                     | C, Z1    |
| <b>318-M121</b> | 12 x 1.00mm   | 446-03-M121/<br>446-04-M121         | Z1       |
| <b>2K8686</b>   | 5/8 Whitworth | 748-03/ 749-31/<br>750-31/ 704/ 746 | C, Z1    |



**Material Key**

**B:** Brass, **C:** Stainless Steel, **CH:** Chrome Plated, **D:** Aluminium,  
**P:** Zinc Plated Carbon Steel, **Z1:** Silver Plated Carbon Steel

## Copper Crush Washers

**Application:**

Sealing

Sealing washer for use with chrome plated steel, mild steel and stainless fittings.



| PART NO.           | I.D.      | O.D.    | THICKNESS |
|--------------------|-----------|---------|-----------|
| <b>44514</b>       | 8.00mm    | 11.00mm | 1.00mm    |
| <b>44516 (-03)</b> | 3/8, 10mm | 0.590"  | 0.050"    |
| <b>44517</b>       | 10.00mm   | 14.00mm | 2.00mm    |
| <b>44518 (-04)</b> | 0.437"    | 0.685"  | 0.050"    |
| <b>44518HD</b>     | 11.50mm   | 16.00mm | 1.50mm    |
| <b>44519</b>       | 12.50mm   | 15.00mm | 1.30mm    |
| <b>44520</b>       | 14.50mm   | 18.00mm | 1.50mm    |
| <b>CUW-M12</b>     | 12.25mm   | 16.00mm | 1.50mm    |
| <b>CUW-M14</b>     | 14.30mm   | 18.40mm | 1.20mm    |
| <b>CUW-M16</b>     | 16.00mm   | 22.50mm | 1.00mm    |
| <b>CUW-M18</b>     | 18.20mm   | 24.20mm | 2.00mm    |

## Aluminium Crush Washers

**Application:**

Sealing

Sealing washer for use with aluminium fittings.



| PART NO.          | I.D.   | O.D.   | THICKNESS |
|-------------------|--------|--------|-----------|
| <b>44515 (-3)</b> | 0.400" | 0.590" | 0.050"    |
| <b>CW901-04</b>   | 0.443" | 0.683" | 0.050"    |
| <b>CW901-06</b>   | 0.568" | 0.808" | 0.050"    |
| <b>CW901-08</b>   | 0.755" | 0.995" | 0.050"    |
| <b>CW901-10</b>   | 0.880" | 1.120" | 0.050"    |
| <b>CW901-12</b>   | 1.068" | 1.370" | 0.050"    |
| <b>CW901-M12</b>  | 12.2mm | 17.9mm | 1.1mm     |
| <b>CW901-M14</b>  | 14.5mm | 19.0   | 1.4mm     |
| <b>CW901-M16</b>  | 16.3mm | 19.8mm | 1.4mm     |
| <b>CW901-M18</b>  | 18.5mm | 24.0mm | 1.5mm     |

## Stat-O-Seals

**Application:**

Sealing

The stat-o-seal is the best sealing washer available. It consists of a synthetic rubber 'O' ring mechanically locked to the I.D. of an aluminium crush washer. This provides the advantages of an O ring seal, but with ease of fitting. Stat-o-seals will tolerate temperatures from:  
 -30°C (-22°F) to 233°C (450°F)



| PART NO.        | I.D. (INCHES) | O.D. (MM) | THICKNESS (MM) |
|-----------------|---------------|-----------|----------------|
| <b>SS902-03</b> | 3/16          | 11.4      | 1.25           |
| <b>SS902-04</b> | 1/4           | 12.7      | 1.25           |
| <b>SS902-05</b> | 5/16          | 15.3      | 1.25           |
| <b>SS902-06</b> | 3/8           | 16.9      | 1.25           |
| <b>SS902-07</b> | 7/16          | 19.2      | 1.25           |
| <b>SS902-08</b> | 1/2           | 22.2      | 1.25           |
| <b>SS902-09</b> | 9/16          | 27.0      | 1.25           |
| <b>SS902-10</b> | 5/8           | 30.2      | 1.25           |
| <b>SS902-12</b> | 3/4           | 33.4      | 1.5            |
| <b>SS902-14</b> | 7/8           | 28.3      | 1.5            |

## Bonded Seals (Dowty)

**Application:**

Sealing

**Material:**

Mild Steel and Nitrile

High quality bonded Dowty sealing washers in a range of sizes.



| PART NO.       | I.D. (INCHES) | O.D. (INCHES) | SIZE BSP | SIZE JIC | SIZE METRIC |
|----------------|---------------|---------------|----------|----------|-------------|
| <b>DW-20A</b>  | 0.407         | 0.625         | 1/8      | 3/8      | 10mm        |
| <b>DW-09</b>   | 0.460         | 0.750         |          | 7/16     | 11mm        |
| <b>DW-21B</b>  | 0.540         | 0.810         | 1/4      | 1/2      | 12mm        |
| <b>DW-10</b>   | 0.585         | 0.875         |          | 9/16     | 14mm        |
| <b>DW-11</b>   | 0.650         | 1.000         |          | 5/8      | 16mm        |
| <b>DW-23C</b>  | 0.679         | 0.940         | 3/8      |          |             |
| <b>DW-24CC</b> | 0.744         | 1.060         |          | 3/4      | 18mm        |
| <b>DW-25D</b>  | 0.847         | 1.125         | 1/2      |          | 20mm        |
| <b>DW-26E</b>  | 0.924         | 1.250         | 5/8      | 7/8      | 22mm        |
| <b>DW-27F</b>  | 1.064         | 1.375         | 3/4      | 1        | 24mm        |
| <b>DW-28FF</b> | 1.095         | 1.520         |          | 1 1/16   | 26mm        |
| <b>DW-30H</b>  | 1.333         | 1.685         | 1        | 1 5/16   | 33mm        |





# 10

Tooling





## Hand Operated Crimp Machine

**Description:**

Hand Crimp Machine

**To Suit Hose:**

-3 and -4 600/700K series hose  
(without a die change)

**Application:** The hand crimp machine is designed for low volume production crimping, and is self contained.



PART NO.

**SP-823**

## Crimper

**Application:**

The GR30 crimper is a self contained hydraulic crimper used to crimp G-Line XF, 4000 and 711 hose assemblies. This versatile machine comes in a fitted steel box with enough space to store all the tooling and a full set of dies.



| PART NO.     | DESCRIPTION                      |
|--------------|----------------------------------|
| <b>GR30P</b> | Pneumatic crimper with foot pump |
| <b>GR30H</b> | Hand powered crimper             |

## Crimper Dies

**Application:**

Crimper Die

**To Suit:**

Crimper GR30H and GR30P



| PART NUMBER      | DIE | DESCRIPTION                        | PART NUMBER        | DIE | DESCRIPTION                       |
|------------------|-----|------------------------------------|--------------------|-----|-----------------------------------|
| <b>101073-04</b> | -04 | Die set to suit 4000 G-Line series | <b>D100-711-06</b> | -06 | Die set to suit 711 G-Line series |
| <b>101073-06</b> | -06 | Die set to suit 4000 G-Line series | <b>D100-711-08</b> | -08 | Die set to suit 711 G-Line series |
| <b>101073-08</b> | -08 | Die set to suit 4000 G-Line series | <b>D100-711-10</b> | -10 | Die set to suit 711 G-Line series |
| <b>101073-10</b> | -10 | Die set to suit 4000 G-Line series | <b>D100-711-12</b> | -12 | Die set to suit 711 G-Line series |
| <b>101073-12</b> | -12 | Die set to suit 4000 G-Line series | <b>D100-711-16</b> | -16 | Die set to suit 711 G-Line series |
| <b>101073-16</b> | -16 | Die set to suit 4000 G-Line series |                    |     |                                   |
| <b>101073-20</b> | -20 | Die set to suit 4000 G-Line series |                    |     |                                   |

## Flaring Mandrel

**Application:**

The Mandrel is used to open the wire braid and bore of the PTFE ready for fitting the olive.

**GM100MTB**



**GM100**



| PART NO.        | TO SUIT | COLOUR |
|-----------------|---------|--------|
| <b>GM100MTB</b> | 600-02  | Gold   |
| <b>GM102</b>    | 600-02  | Blue   |
| <b>GM100</b>    | 600-03  | Red    |
| <b>GM104</b>    | 600-04  | Gold   |

## Socket Plate

**Application:**

The socket plate is used to pull the socket over the wire braid and olive prior to final assembly. The socket plate saves time when used with multiple hose assemblies



| PART NO.     | TO SUIT |
|--------------|---------|
| <b>GP101</b> | 600-02  |
|              | 600-03  |
|              | 600-04  |

# 11

Brakeline Kits  
Car, Motorcycle, Mountain Bike





## Car and Motorcycle Brakeline Kits

### Brakelines

Goodridge stainless steel brake or clutch line kits are available to suit all models of car and motorcycle, whatever the make. Kits feature the finest quality hose, consisting of a PTFE inner with a stainless steel outerbraid. This eliminates the spongy feel under arduous conditions, giving greater braking efficiency or clutch operation as well as providing superior resistance to abrasion and corrosion. These kits, therefore, not only provide the reliability and safety demanded but offer brilliant good looks that improve the appearance of any installation.

- Eliminates spongy feel
- Improved braking efficiency
- Abrasion and corrosion resistant



### Features and Benefits

At Goodridge we are frequently asked what makes our brakelines superior to our competitors. Goodridge stainless braided brakelines are the standard in professional motorsports where the ultimate in braking is required. With the largest application listing of any company and an unmatched reputation backed by champions worldwide, there is no reason to choose anyone else.

- **Feature** – Every brake line made by Goodridge is 100% pressure tested.
- **Benefit** – Guaranteed to be leak free and give an improved braking performance.
- **Feature** – Every brake line made by Goodridge UK is 100% TUV, DOT, ADR and ISO approved. Some can even be processed as ABE.
- **Benefit** – All Goodridge brake lines can be used worldwide.
- **Feature** – In-house design, engineering, manufacturing and quality departments.
- **Benefit** – all fittings are designed and manufactured to fit every application first time, so no bending of banjo's is required, or universal fittings that do not fit properly.
- **Feature** – Goodridge have been in business 45+ years and supply brake lines to over 25 OEM's worldwide.
- **Benefit** – All of our expertise of supplying world leading OEM's, motorsport teams and aftermarket distributors over the past 45 years goes in to every brake line we make.
- **Feature** – Goodridge employ over 300 staff worldwide with nine Goodridge locations and over 250 handpicked distributors.
- **Benefit** – Unparalleled customer service and support worldwide.

**For a full listing of every make of motorcycle and car available -**  
Please contact you local Goodridge stockist for a full Application Guide



**Material Key**

**B:** Brass, **C:** Stainless Steel, **CH:** Chrome Plated, **D:** Aluminium,  
**P:** Zinc Plated Carbon Steel, **Z1:** Silver Plated Carbon Steel

---

## Mountain Bike Hydraulic Brake line Kits, Cables and Pads

---

### Hydraulic Brakelines

Goodridge PTFE brakeline hose, developed from our motor racing heritage, is extremely flexible and tough. With zero expansion, even under heavy braking, 100% of the pressure at the lever is transformed into stopping power at the caliper. Goodridge high performance hoses are the only upgrade choice for hydraulic brake systems. Compatible with all brake systems, our unique patented design allows you to fit the hoses simply and quickly to suit your bike. Increase your performance and control. The hose is available in a range of translucent and opaque coloured coverings, providing protection to your frame, and fantastic style. Fittings are available in both downhill spec stainless steel, or anodised aluminium.

### PTFE Shifter and Brake Cables

Goodridge have developed an exclusive range of cables, for shifter and brake applications, with kits to suit all makes and models. The revolutionary design features a braided stainless/PTFE outer housing with PTFE coated inner cables. Simple to fit - slick, precise shifting and braking is just moments away. Goodridge cables are available in three colours clear, carbon and white.

### Brake Pads

Our range of high performance pads have been developed from years of experience in racing disciplines around the world. The MTB specific compounds offer durability and control, in any conditions. Pads are available in two specifications - long life ceramic or high performance sintered.

**For a full listing of every system available -**


Please contact your local Goodridge stockist for a full Application Guide



**Buildaline**

Designed to accommodate any bike in the market place. Fitted in minutes, this product can be used in any brake line or clutch line application. The versatile kit comes complete with fittings, bolts, washers and set lengths of pre assembled hose.

**For a full listing of available model details** - Please contact you local Goodridge stockist for a full Application Guide



- Instant brakelines
- Plumbs virtually any bike
- No alignment difficulties
- Easy installation
- Available upon request with TUV approval FMVSS 106 for use on any highway worldwide





# 12



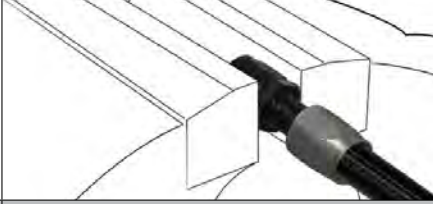



Assembly Instructions and  
Technical Information






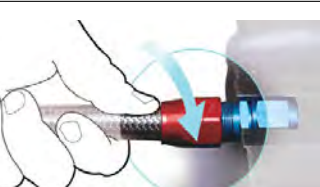
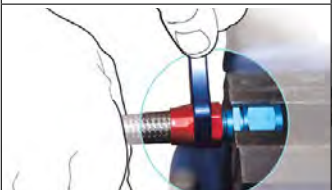



**NOTE:** LUBRICATE THREADS WITH DUCK OIL BEFORE ASSEMBLY (OR A SIMILAR COMMERCIAL LUBRICANT MAY BE USED). GOODRIDGE RECOMMEND THAT THE FINISHED ASSEMBLY IS FULLY PRESSURE TESTED PRIOR TO USE.

Assembly Instructions for 811 Fittings and 910/G-Max 825 Series Hose

|  |   |  |
|--|---|--|
|    |    |    |
| <p><b>STEP 1</b></p> <p>Remove socket from fitting and ensure the hose has clean square cut ends.</p>  | <p><b>STEP 2</b></p> <p>Feed the hose into the socket with a turning motion, feeding the braid in as you turn the hose.</p>                               | <p><b>STEP 3</b></p> <p>Hold the fitting in a vice with smooth or soft jaws, and lubricate the threads with a light oil.</p> |
|    |    |    |
| <p><b>STEP 4</b></p> <p>Push the hose firmly onto the thread whilst rotating the hose and socket together. Hand tighten both the hose and socket until it becomes too tight to move.</p> | <p><b>STEP 5</b></p> <p>Finish tightening the socket using an aluminium spanner, continue turning the socket until it reaches the base of the thread.</p> | <p><b>STEP 6</b></p> <p>When the socket reaches the base of the thread keep turning for an extra 1.5 complete turns.</p>     |

Assembly Instructions for 236, 336 Series Fittings and 200, 210 Series Hose

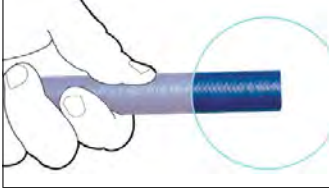




|  |  |  |   |
|--|--|--|---|
|    |   |    |    |
| <p><b>STEP 1</b></p> <p>Bind masking tape tightly around the hose at the required length and cut through using a fine tooth saw blade or cut off wheel, leaving tape on both ends so that it retains the braid. Clean any debris from both the cut ends and inside the hose.</p> | <p><b>STEP 2</b></p> <p>Socket (red)<br/>Main fitting body (blue)<br/>On a clean flat surface disassemble the fitting. This consists of two parts.</p> | <p><b>STEP 3</b></p> <p>Hold the socket in a smooth jaw vice and feed one end of the hose into the socket by turning clockwise and pushing until the hose finishes just behind the socket threads.</p> | <p><b>STEP 4</b></p> <p>Holding the main fitting body in the vice, lubricate the thread and push the hose and socket over the nipple end and start to thread the socket onto the fitting by hand.</p> |
|    |   |  |   |
| <p><b>STEP 5</b></p> <p>Finish tightening the socket onto the fitting using a good quality wrench until the socket is one full turn from the back of the of the fitting hex.</p>   | <p><b>STEP 6</b></p> <p>Pressure test.</p>   |  |   |

**Material Key**




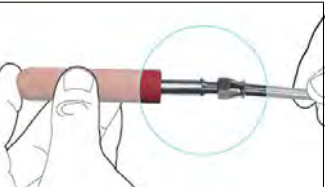




**B:** Brass, **C:** Stainless Steel, **CH:** Chrome Plated, **D:** Aluminium,  
**P:** Zinc Plated Carbon Steel, **Z1:** Silver Plated Carbon Steel

**NOTE:** LUBRICATE THREADS WITH DUCK OIL BEFORE ASSEMBLY (OR A SIMILAR COMMERCIAL LUBRICANT MAY BE USED).  
 GOODRIDGE RECOMMEND THAT THE FINISHED ASSEMBLY IS FULLY PRESSURE TESTED PRIOR TO USE.

**Assembly Instructions for TF-TU25 & 536 Hose & Push Fit Fittings**





|  |  |   |   |
|--|--|---|---|
|   |   |   |    |
| <b>STEP 1</b>  | <b>STEP 2</b>  | <b>STEP 3</b>   | <b>STEP 4</b>   |
| <p>Cut hose at the required length using a fine tooth saw blade or cut off wheel. Clean any loose debris from both the cut ends and inside the hose.</p> | <p>Hold the fitting in a bench vice, lubricate the fitting tail and inside the hose. (to make for easier fitting gently heat the hose with a hot air gun).</p> | <p>Push the hose over the fitting tail until it is tight behind the red hose finisher.</p>  | <p><b>Please Note:</b><br/>                 Straight female fittings require the use of a male adaptor during hose assembly to stop the fitting tail turning.</p> |

**Assembly Instructions for Re-usable 600 Series (PTFE Smooth Bore) Hose & Fittings**

|  |  |   |  |
|--|--|---|--|
|    |    |    |    |
| <b>STEP 1</b>  | <b>STEP 2</b>  | <b>STEP 3</b>   | <b>STEP 4</b>  |
| <p>Using a fine tooth saw blade or cut off wheel, cut hose to the required length. Clean any loose debris from both the cut ends and inside the hose</p> <p><b>Note:</b><br/>                 Lubricate threads with Duck Oil before assembly, (or a similar commercial lubricant may be used)</p> | <p>Main fitting body - Olive - Socket<br/>                 On a clean flat surface disassemble the fitting, this consists of 3 parts, the Main fitting body, Olive and Socket.</p> | <p>Push two sockets back to back over the overbraid working from the non flared end</p>   | <p>Using an appropriate sized Goodridge mandrel, flare out both ends of the stainless steel overbraid from the PTFE inner tube</p> |
|   |   |   |   |
| <b>STEP 5</b>  | <b>STEP 6</b>  | <b>STEP 7</b>   |  |
| <p>Push an olive onto each end of the PTFE inner tube under the stainless steel over braid by hand and finish off by pushing against a flat solid surface making sure the PTFE tube is fully home in the olive.</p>  | <p>Holding the main fitting body in a smooth jaw vice, lubricate the thread and push the hose over the nipple end and start to thread the socket onto the fitting by hand.</p>     | <p>Finish tightening the socket onto the fitting with a good quality spanner until the socket is one full turn from the main fitting hex.</p> <p>PRESSURE TEST.</p> | <p>UNDER NO CIRCUMSTANCES SHOULD THE SOCKET BE LOOSENED IN AN ATTEMPT TO ADJUST THE ALIGNMENT AFTER ASSEMBLY</p>                   |

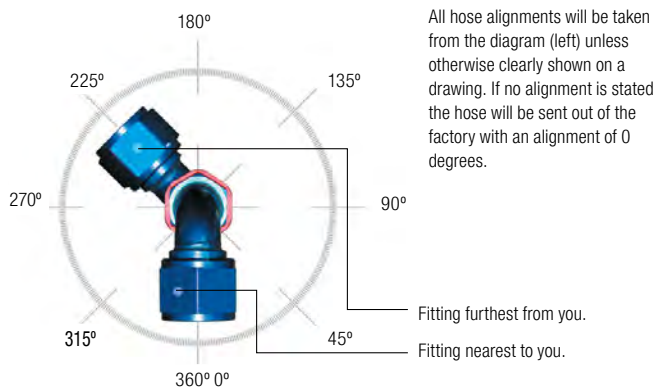
**NOTE:** LUBRICATE THREADS WITH DUCK OIL BEFORE ASSEMBLY (OR A SIMILAR COMMERCIAL LUBRICANT MAY BE USED). GOODRIDGE RECOMMEND THAT THE FINISHED ASSEMBLY IS FULLY PRESSURE TESTED PRIOR TO USE.

### Assembly Instructions for Hardline and Fittings


|  |   |  |   |
|--|---|--|---|
|    |    |  |    |
| <b>STEP 1</b>  | <b>STEP 2</b>   | <b>STEP 3</b>  | <b>STEP 4</b>   |
| Bend tube to suit installation using a hardline bending tool and observing the minimum bend radius (15mm for -4 and -6 tube) | Deburr and remove any loose pieces of Hycot® cover. Measure and mark 21mm from the end of the hose.   | Slide socket and olive onto hose until it reaches the 21mm mark made in step 2     | Using an appropriate spanner, assemble the socket until the socket completely covers exposed threads (2mm - 2.5mm between socket and hex) |
| <b>STEP 5</b>  | <b>NOTES</b>  |  |   |
| Assemble other end repeating steps 1-4 and pressure test assembly.   | <ol style="list-style-type: none"> <li>Once assembled, the hardline fitting should NOT be loosened and re-assembled. The olive is permanently attached after assembly and cannot be removed.</li> <li>For production, we recommend building one template and copying all bends and dimensions from this master sample.</li> </ol> |  |   |

### Technical Information

#### Correct Alignments



#### Correct Measurements



The following instructions are designed to eliminate confusion and ensure that correct hose lengths are supplied for assembly. When ordering hose assemblies please make sure the following instructions are followed.

All measurements are taken from the center of seat A to the center of seat B. This will apply in all cases unless CLEAR instructions are given on purchase order or a drawing supplied.

### Hose Length Tolerances

| HOSE LENGTH    | TOLERANCE |
|----------------|-----------|
| 100mm to 200mm | ± 3mm     |
| 200mm to 400mm | ± 5mm     |
| 400mm to 600mm | ± 6mm     |
| 600mm UPWARDS  | ± 1%      |

Standard Goodridge hose tolerances used unless otherwise stated.



**Material Key**

**B:** Brass, **C:** Stainless Steel, **CH:** Chrome Plated, **D:** Aluminium,  
**P:** Zinc Plated Carbon Steel, **Z1:** Silver Plated Carbon Steel

## Hose Assembly Instructions

Wherever a hose assembly is used in either a static or dynamic flexing application, it is necessary to ensure that the center line bend radius is not taken below the minimum bend radius for the hose. Hose assemblies should not be installed in such a manner that a torque loading is imposed, either during installation, or in subsequent use. Torque loading of the hose creates stresses in the hose, which can shorten the hose life, or cause the hose to collapse.


Whilst assembling the second end fitting, especially if it is a female union type or fitting, it is necessary to ensure that

the final tightening of the nut does not also rotate the spigot, thus imposing the torque to the hose. In the case of re-usable fittings the hex on the body should be held with a spanner to prevent rotation. When the hose includes elbow fittings at both ends, it is important to ensure the correct alignment of the elbows relative to each other during hose manufacture. It is important to ensure that the hose is connected the right way round when installed. When the hose has an elbow at one end and a straight fitting the other end, always connect the elbow end first, to prevent possible mis-alignment.

In applications where the hose undergoes dynamic flexing, it is necessary to ensure that all bends in the hose are in one plane. A hose which is bent in two or more planes and then flexed is subject to torsional forces which may damage the hose.

**Damage**

Any visible evident damage to the hose, such as broken strands of braid, of severe distortion of the hose, or damage to the end fittings is cause for the hose to be withdrawn from service. The cause of the damage should then be identified, and steps taken to ensure that it does not re-occur.



## Hose Covering Application Guide

| HOSE              | FIRE SLEEVE | RAYCHEM   | HEATSHRINK | RAYCHEM TO SEAL ENDS OF FG900 |
|-------------------|-------------|-----------|------------|-------------------------------|
| <b>600</b>        |             |           |            |                               |
| <b>600-02</b>     | FG900-03    | DR-25-1/4 | HS760-02   |                               |
| <b>600-03</b>     | FG900-03    | DR-25-3/8 | HS760-03   |                               |
| <b>600-04</b>     | FG900-03    | DR-25-3/8 | HS760-03   |                               |
| <b>600-06</b>     | FG900-06    | DR-25-3/4 | HS760-06   |                               |
| <b>600-08</b>     | FG900-08    | DR-25-3/4 | HS760-06   |                               |
| <b>510/810</b>    |             |           |            |                               |
| <b>510/810-04</b> | FG900-04    | DR-25-1/2 | HS760-06   | DR-25-1                       |
| <b>510/810-06</b> | FG900-08    | DR-25-3/4 | HS760-06   | DR-25-1                       |
| <b>510/810-08</b> | FG900-12    | DR-25-1   | HS760-10   | DR-25-1                       |
| <b>510/810-10</b> | FG900-16    | DR-25-1   | HS760-10   |                               |
| <b>510/810-12</b> | FG900-16    |           |            |                               |
| <b>510/810-16</b> | FG900-20    |           |            |                               |

| HOSE              | FIRE SLEEVE | RAYCHEM   | HEATSHRINK | RAYCHEM TO SEAL ENDS OF FG900 |
|-------------------|-------------|-----------|------------|-------------------------------|
| <b>710/910</b>    |             |           |            |                               |
| <b>710/910-04</b> | FG900-04    | DR-25-1/2 | HS760-06   | DR-25-1                       |
| <b>710/910-06</b> | FG900-08    | DR-25-3/4 | HS760-06   | DR-25-1                       |
| <b>710/910-08</b> | FG900-12    | DR-25-1   | HS760-10   | DR-25-1                       |
| <b>710/910-10</b> | FG900-16    | DR-25-1   | HS760-10   |                               |
| <b>710/910-12</b> | FG900-16    |           |            |                               |
| <b>710/910-16</b> | FG900-20    |           |            |                               |
| <b>200/210</b>    |             |           |            |                               |
| <b>200/210-04</b> | FG900-04    | DR-25-1/2 | HS760-06   | DR-25-1                       |
| <b>200/210-06</b> | FG900-08    | DR-25-3/4 | HS760-06   | DR-25-1                       |
| <b>200/210-08</b> | FG900-08    | DR-25-3/4 | HS760-06   | DR-25-1                       |
| <b>200/210-10</b> | FG900-12    | DR-25-1   | HS760-10   | DR-25-1                       |
| <b>200/210-12</b> | FG900-12    | DR-25-1   |            | DR-25-1                       |
| <b>200/210-16</b> | FG900-16    |           |            |                               |

## Common Thread Sizes

| SIZE | JIC/UNF        | BSP       | NPT        |
|------|----------------|-----------|------------|
| -02  | 5/16" x 24 UNF |           | 1/16" x 27 |
| -03  | 3/8" x 24 UNF  | 1/8" x 28 | 1/8" x 27  |
| -04  | 7/16" x 20 UNF | 1/4" x 19 | 1/4" x 18  |
| -44  | 7/16" x 24 UNF |           |            |
| -05  | 1/2" x 20 UNF  |           |            |

| SIZE | JIC/UNF         | BSP       | NPT       |
|------|-----------------|-----------|-----------|
| -06  | 9/16" x 18 UNF  | 3/8" x 19 | 3/8" x 18 |
| -07  | 5/8" x 18 UNF   |           |           |
| -08  | 3/4" x 16 UNF   | 1/2" x 14 | 1/2" x 14 |
| -10  | 7/8" x 14 UNF   | 5/8" x 14 |           |
| -12  | 1 1/6" x 12 UNF | 3/4" x 14 | 3/4" x 14 |

| SIZE | JIC/UNF          | BSP         | NPT             |
|------|------------------|-------------|-----------------|
| -16  | 1 5/16" x 12 UNF | 1" x 11     | 1" x 11 1/2     |
| -20  | 1.5/8" x 12 UNF  | 1 1/4" x 11 | 1 1/4" x 11 1/2 |
| -24  | 1 7/8" x 12 UNF  | 1 1/2" x 11 | 1 1/2" x 11 1/2 |
| -28  | 2 1/4" x 12 UNF  | 1 3/4" x 11 |                 |
| -32  | 2 1/2" x 12 UNF  | 2" x 11     | 2" x 11 1/2     |

| METRIC | THREAD    |
|--------|-----------|
| -21    | 8 x 1.00  |
| -22    | 8 x 1.25  |
| -31    | 10 x 1.00 |
| -32    | 10 x 1.25 |
| -35    | 10 x 1.50 |

| METRIC | THREAD    |
|--------|-----------|
| -M121  | 12 x 1.00 |
| -M122  | 12 x 1.25 |
| -M12   | 12 x 1.50 |
| -M142  | 14 x 1.25 |
| -M14   | 14 x 1.50 |

| METRIC | THREAD    |
|--------|-----------|
| -M16   | 16 x 1.50 |
| -M18   | 18 x 1.50 |
| -M20   | 20 x 1.50 |
| -M22   | 22 x 1.50 |
| -M24   | 24 x 1.50 |

| METRIC | THREAD    |
|--------|-----------|
| -M26   | 26 x 1.50 |
| -M30   | 30 x 1.50 |

Parts Index

| Part No.   | Pg | Part No.      | Pg | Part No.    | Pg | Part No.      | Pg | Part No.      | Pg | Part No.    | Pg |
|------------|----|---------------|----|-------------|----|---------------|----|---------------|----|-------------|----|
| 185001     | 65 | 236-0108      | 43 | 305-04-32   | 61 | 307-03-M121   | 61 | 4091-04       | 10 | 4441-10     | 10 |
| 185002     | 65 | 236-0108BK    | 44 | 305-04-35   | 61 | 313-03        | 63 | 4091-06       | 10 | 4445-04     | 11 |
| 185003     | 65 | 236-0110      | 43 | 305-04-M12  | 61 | 313-04        | 63 | 4091-08       | 10 | 4445-06     | 11 |
| 185004     | 65 | 236-0110BK    | 44 | 305-04-M121 | 61 | 313-06        | 63 | 4091-08-08DFL | 12 | 4445-08     | 11 |
| 185005     | 65 | 236-0112      | 43 | 305-04-M122 | 61 | 313-08        | 63 | 4091-10       | 10 | 4445-10     | 11 |
| 185006     | 65 | 236-0112BK    | 44 | 305-04-M14  | 61 | 313-10        | 63 | 4091-10-10DFL | 12 | 4445-12     | 11 |
| 101073-04  | 74 | 236-0116      | 43 | 305-06-31   | 61 | 314-31        | 63 | 4091-12       | 10 | 4446-04     | 11 |
| 101073-06  | 74 | 236-12006     | 43 | 305-06-M12  | 61 | 314-M12       | 63 | 4091-12-12DFL | 12 | 4446-06     | 11 |
| 101073-08  | 74 | 236-12008     | 43 | 305-06-M121 | 61 | 314-M122      | 63 | 4091-16       | 10 | 4446-08     | 11 |
| 101073-10  | 74 | 236-12010     | 43 | 305-06-M122 | 61 | 314-M14       | 63 | 4091-16-16DFL | 12 | 4446-10     | 11 |
| 101073-12  | 74 | 236-12012     | 43 | 305-06-M14  | 61 | 314-M16       | 63 | 4120-04       | 10 | 4446-12     | 11 |
| 101073-16  | 74 | 236-12016     | 43 | 305-06-M16  | 61 | 318-31        | 70 | 4120-06       | 10 | 4446-16     | 11 |
| 101073-20  | 74 | 236-15006     | 43 | 305-08-31   | 61 | 318-M121      | 70 | 4120-08       | 10 | 445-31      | 28 |
| 10100-03   | 66 | 236-15008     | 43 | 305-08-M12  | 61 | 319-31        | 65 | 4120-08-08DFL | 12 | 445-32      | 28 |
| 10100-04   | 66 | 236-15010     | 43 | 305-08-M14  | 61 | 321-03        | 29 | 4120-10       | 10 | 44514       | 71 |
| 1012-03    | 36 | 236-15012     | 43 | 305-08-M16  | 61 | 321-04        | 29 | 4120-10-10DFL | 12 | 44515       | 71 |
| 1012-04    | 36 | 236-15016     | 43 | 305-10-M18  | 61 | 321SM         | 29 | 4120-12       | 10 | 44516       | 71 |
| 10120-03   | 66 | 236-18006     | 43 | 306-02-31   | 62 | 323-03        | 29 | 4120-12-12DFL | 12 | 44517       | 71 |
| 10125-03   | 66 | 236-18008     | 43 | 306-02-32   | 62 | 323-04        | 29 | 4120-16       | 10 | 44518       | 71 |
| 10125-04   | 66 | 236-18010     | 43 | 306-03-21   | 62 | 331-03        | 29 | 4120-16-16DFL | 12 | 44519       | 71 |
| 1013-03    | 36 | 236-18012     | 43 | 306-03-22   | 62 | 332-03        | 29 | 4150-04       | 10 | 44520       | 71 |
| 10716-03   | 66 | 236-18016     | 43 | 306-03-31   | 62 | 332-04        | 29 | 4150-06       | 10 | 44518HD     | 71 |
| 10716-04   | 66 | 236-3106      | 43 | 306-03-31S  | 62 | 336-4506      | 43 | 4150-08       | 10 | 446-03-M121 | 28 |
| 10720-03   | 66 | 236-3108      | 43 | 306-03-32   | 62 | 336-4508      | 43 | 4150-08-08DFL | 12 | 446-04-M121 | 28 |
| 10720-04   | 66 | 236-3110      | 43 | 306-03-35   | 62 | 336-4510      | 43 | 4150-10       | 10 | 446-31      | 28 |
| 10916-03   | 66 | 236-3112      | 43 | 306-03-M12  | 62 | 336-4512      | 43 | 4150-10-10DFL | 12 | 446-31EXP   | 28 |
| 1205-02    | 29 | 236-3116      | 43 | 306-03-M121 | 62 | 336-9006      | 43 | 4150-12       | 10 | 446-32      | 28 |
| 1205-03    | 29 | 236-4506      | 43 | 306-03-M16  | 62 | 336-9008      | 43 | 4150-12-12DFL | 12 | 446EXP      | 28 |
| 1205-04    | 29 | 236-4506BK    | 44 | 306-04-31   | 62 | 336-9010      | 43 | 4150-16       | 10 | 448-31      | 28 |
| 1205-06    | 39 | 236-4508      | 43 | 306-04-32   | 62 | 336-9012      | 43 | 4150-16-16DFL | 12 | 4490-04     | 11 |
| 1205-08    | 39 | 236-4508BK    | 44 | 306-04-M12  | 62 | 4001-04       | 10 | 4180-04       | 10 | 4490-06     | 11 |
| 1206-02    | 29 | 236-4510      | 43 | 306-04-M121 | 62 | 4001-06       | 10 | 4180-06       | 10 | 4490-08     | 11 |
| 1206-03    | 29 | 236-4510BK    | 44 | 306-04-M14  | 62 | 4001-08       | 10 | 4180-08       | 10 | 4490-10     | 11 |
| 1206-04    | 29 | 236-4512      | 43 | 306-04-M16  | 62 | 4001-08-08DFL | 12 | 4180-10       | 10 | 4490-12     | 11 |
| 1206-06    | 39 | 236-4512BK    | 44 | 306-04-M18  | 62 | 4001-10       | 10 | 4180-12       | 10 | 4491-04     | 11 |
| 1206-08    | 39 | 236-4516      | 43 | 306-06-31   | 62 | 4001-10-10DFL | 12 | 4180-16       | 10 | 4491-06     | 11 |
| 1209-04    | 54 | 236-6106      | 43 | 306-06-32   | 62 | 4001-12       | 10 | 440-03        | 27 | 4491-08     | 11 |
| 1209-06    | 54 | 236-6108      | 43 | 306-06-M12  | 62 | 4001-12-12DFL | 12 | 441-03        | 27 | 4491-10     | 11 |
| 1210-04    | 54 | 236-6110      | 43 | 306-06-M121 | 62 | 4001-16       | 10 | 441-04        | 27 | 4491-12     | 11 |
| 1210-06    | 54 | 236-6112      | 43 | 306-06-M14  | 62 | 4001-16-16DFL | 12 | 44120-04      | 11 | 4491-16     | 11 |
| 145-31     | 63 | 236-6116      | 43 | 306-06-M16  | 62 | 4001-20       | 10 | 44120-06      | 11 | 451-31      | 28 |
| 200-04     | 42 | 236-9006      | 43 | 306-06-M18  | 62 | 4045-04       | 10 | 44120-08      | 11 | 451-32      | 28 |
| 200-05     | 42 | 236-9006BK    | 44 | 306-06-M20  | 62 | 4045-06       | 10 | 44120-10      | 11 | 452-31      | 28 |
| 200-06     | 42 | 236-9008      | 43 | 306-06-M22  | 62 | 4045-08       | 10 | 44120-12      | 11 | 452-32      | 28 |
| 200-08     | 42 | 236-9008BK    | 44 | 306-08-M12  | 62 | 4045-10       | 10 | 44150-04      | 11 | 492-31      | 28 |
| 200-10     | 42 | 236-9010      | 43 | 306-08-M14  | 62 | 4045-12       | 10 | 44150-06      | 11 | 5070-03     | 30 |
| 200-12     | 42 | 236-9010BK    | 44 | 306-08-M16  | 62 | 4046-04       | 10 | 44150-08      | 11 | 5091-02-03  | 29 |
| 200-16     | 42 | 236-9012      | 43 | 306-08-M18  | 62 | 4046-06       | 10 | 44150-10      | 11 | 5091-03     | 29 |
| 202-04     | 45 | 236-9012BK    | 44 | 306-08-M20  | 62 | 4046-08       | 10 | 44150-12      | 11 | 5091-03-04  | 29 |
| 202-05     | 45 | 236-9016      | 43 | 306-08-M22  | 62 | 4046-08-08DFL | 12 | 44180-04      | 11 | 5091-04     | 29 |
| 202-06     | 45 | 2776-06-M122D | 44 | 306-10-M14  | 62 | 4046-10       | 10 | 44180-06      | 11 | 5091-04-03  | 29 |
| 210-04     | 42 | 2776-06-M12D  | 44 | 306-10-M16  | 62 | 4046-10-10DFL | 12 | 44180-08      | 11 | 5091-04-M12 | 29 |
| 210-06     | 42 | 2776-1106     | 44 | 306-10-M18  | 62 | 4046-12       | 10 | 44180-10      | 11 | 5091-06     | 39 |
| 210-08     | 42 | 2776-2106     | 44 | 306-10-M20  | 62 | 4046-12-12DFL | 12 | 44180-12      | 11 | 5091-08     | 39 |
| 210-10     | 42 | 2776-3106     | 44 | 306-10-M22  | 62 | 4046-16       | 10 | 442-31        | 28 | 5092-02     | 29 |
| 210-12     | 42 | 2776-3106     | 44 | 306-10-M24  | 62 | 4046-16-16DFL | 12 | 442-31L       | 28 | 5092-02-03  | 29 |
| 210-16     | 42 | 2K8686        | 70 | 306-10-M26  | 62 | 40776-04-M10  | 10 | 442-32        | 28 | 5092-03     | 29 |
| 2203-03    | 65 | 305-03-21     | 61 | 306-12-M18  | 62 | 40776-06-M12  | 10 | 443-03        | 27 | 5092-03-02  | 29 |
| 2204-03    | 65 | 305-03-31     | 61 | 306-12-M20  | 62 | 40776-06-M14  | 10 | 443-03BN      | 27 | 5092-03-04  | 29 |
| 2204-31    | 65 | 305-03-32     | 61 | 306-12-M22  | 62 | 4090-04       | 10 | 443-04        | 27 | 5092-03-M12 | 29 |
| 2205-31    | 65 | 305-03-M12    | 61 | 306-12-M24  | 62 | 4090-06       | 10 | 444-31        | 28 | 5092-04-M12 | 29 |
| 2206-31    | 65 | 305-03-M121   | 61 | 306-16-M26  | 62 | 4090-08       | 10 | 4441-04       | 10 | 5093-02     | 29 |
| 236-0106   | 43 | 305-03-M122   | 61 | 306-16-M30  | 62 | 4090-10       | 10 | 4441-06       | 10 | 5093-02-03  | 29 |
| 236-0106BK | 44 | 305-04-31     | 61 | 307-03-31   | 61 | 4090-12       | 10 | 4441-08       | 10 | 5093-03     | 29 |

**Material Key**

**B:** Brass, **C:** Stainless Steel, **CH:** Chrome Plated, **D:** Aluminium,  
**P:** Zinc Plated Carbon Steel, **Z1:** Silver Plated Carbon Steel

Parts Index

| Part No.    | Pg | Part No.    | Pg | Part No.   | Pg | Part No.    | Pg | Part No.   | Pg | Part No.        | Pg |
|-------------|----|-------------|----|------------|----|-------------|----|------------|----|-----------------|----|
| 5093-03-04  | 29 | 536-15012   | 49 | 6045-02    | 27 | 711-18010   | 13 | 742-08-M20 | 63 | 776-06-M14      | 64 |
| 5093-03-M12 | 29 | 536-15012BK | 50 | 6045-02-03 | 27 | 711-18012   | 13 | 746-03     | 27 | 776-06-M16      | 64 |
| 5093-03-M12 | 34 | 536-18004   | 49 | 6045-03    | 27 | 711-18016   | 13 | 748-03     | 27 | 776-08-M14      | 64 |
| 5093-04-03  | 29 | 536-18006   | 49 | 6045-04    | 27 | 711-3006    | 13 | 748-03PDS  | 27 | 776-08-M16      | 64 |
| 5094-02-03  | 30 | 536-18006BK | 50 | 6045-06    | 39 | 711-3008    | 13 | 749-03-31  | 28 | 776-08-M18      | 64 |
| 5094-03     | 30 | 536-18008   | 49 | 6045-08    | 39 | 711-3010    | 13 | 749-03-32  | 28 | 776-10-M18      | 64 |
| 5095-03     | 30 | 536-18008BK | 50 | 6046-03    | 27 | 711-3012    | 13 | 750-03-31  | 28 | 776-10-M20      | 64 |
| 5095-03-04  | 30 | 536-18010   | 49 | 6046-04    | 27 | 711-3016    | 13 | 750-03-32  | 28 | 779-03          | 64 |
| 5096-03     | 30 | 536-18010BK | 50 | 6046-06    | 39 | 711-4506    | 13 | 750-03-35  | 28 | 779-06-04       | 64 |
| 5097-02     | 30 | 536-18012   | 49 | 6046-08    | 39 | 711-4508    | 13 | 754-03-31  | 28 | 7791-           | 14 |
| 5097-03     | 30 | 536-18012BK | 50 | 6090-02    | 27 | 711-4510    | 13 | 755-03-31  | 28 | 7791-06         | 14 |
| 5098-03     | 30 | 536-4504    | 49 | 6090-02-03 | 27 | 711-4512    | 13 | 756-03     | 27 | 7791-08         | 14 |
| 5099-03     | 30 | 536-4506    | 49 | 6090-03    | 27 | 711-4606    | 13 | 756-03-31  | 28 | 7791-10         | 14 |
| 5099-03-04  | 30 | 536-4506BK  | 50 | 6090-04    | 27 | 711-4608    | 13 | 757-03-31  | 28 | 7791-12         | 14 |
| 5099S-03    | 30 | 536-4508    | 49 | 6090-06    | 39 | 711-4610    | 13 | 758-03-03  | 27 | 7791-16         | 14 |
| 511-06      | 7  | 536-4508BK  | 50 | 6090-08    | 39 | 711-4612    | 13 | 758-03-31  | 28 | 804-03C         | 56 |
| 511-08      | 7  | 536-4510    | 49 | 6091-03    | 27 | 711-4616    | 13 | 758-03-31F | 28 | 811-0104        | 15 |
| 511-10      | 7  | 536-4510BK  | 50 | 6091-04    | 27 | 711-6006    | 13 | 758-03-31S | 28 | 811-0106        | 15 |
| 511-12      | 7  | 536-4512    | 49 | 6091-06    | 39 | 711-6008    | 13 | 758-03-32  | 28 | 811-0106-08DFL  | 16 |
| 511-16      | 7  | 536-4512BK  | 50 | 6091-08    | 39 | 711-6010    | 13 | 759-03-03  | 27 | 811-0108        | 15 |
| 5130-03     | 30 | 536-9004    | 49 | 6120-06    | 39 | 711-6012    | 13 | 759-03-31  | 28 | 811-0108DFL     | 16 |
| 5131-03     | 30 | 536-9006    | 49 | 6120-08    | 39 | 711-6016    | 13 | 759-03-31S | 28 | 811-0110        | 15 |
| 5132-03     | 30 | 536-9006BK  | 50 | 6645-02    | 27 | 711-9006    | 13 | 759-03-32  | 28 | 811-0110DFL     | 16 |
| 5134-03     | 29 | 536-9008    | 49 | 6645-02-03 | 27 | 711-9008    | 13 | 763-03-03  | 62 | 811-0112        | 15 |
| 5134-03     | 30 | 536-9008BK  | 50 | 6645-03    | 27 | 711-9010    | 13 | 763-03-04  | 62 | 811-0112DFL     | 16 |
| 5135-02     | 30 | 536-9010    | 49 | 6645-04    | 27 | 711-9012    | 13 | 763-04-04  | 62 | 811-0116        | 15 |
| 5135-03     | 30 | 536-9010BK  | 50 | 6690-02    | 27 | 711-9106    | 13 | 763-04-06  | 62 | 811-0116DFL     | 16 |
| 5136-03     | 30 | 536-9012    | 49 | 6690-02-03 | 27 | 711-9108    | 13 | 763-06-06  | 62 | 811-04          | 6  |
| 5140-03     | 30 | 536-9012BK  | 50 | 6690-03    | 27 | 711-9110    | 13 | 763-06-08  | 62 | 811-06          | 6  |
| 536-04      | 48 | 544-03-03   | 63 | 6690-04    | 27 | 711-9112    | 13 | 763-08-06  | 62 | 811-08          | 6  |
| 536-06      | 48 | 544-03-04   | 63 | 6690-31    | 27 | 711-9116    | 13 | 763-08-08  | 62 | 811-10          | 6  |
| 536-08      | 48 | 544-04-03   | 63 | 700K-03BK  | 26 | 741-03-03   | 62 | 763-08-10  | 62 | 811-12          | 6  |
| 536-10      | 48 | 544-04-04   | 63 | 700K-04BK  | 26 | 741-03-04   | 62 | 763-10-08  | 62 | 811-12004       | 15 |
| 536-12      | 48 | 600-02      | 26 | 704-03     | 27 | 741-03-05   | 62 | 773-03     | 36 | 811-12006       | 15 |
| 536-04B     | 48 | 600-03      | 26 | 704-04     | 27 | 741-03-06   | 62 | 773-03BN   | 37 | 811-12006-08DFL | 16 |
| 536-06B     | 48 | 600-03 VB   | 26 | 710-04     | 9  | 741-04-03   | 62 | 773-03L    | 36 | 811-12008       | 15 |
| 536-08B     | 48 | 600-03BK    | 26 | 710-06     | 9  | 741-04-04   | 62 | 773-44     | 36 | 811-12008DFL    | 16 |
| 536-10B     | 48 | 600-03CB    | 26 | 710-08     | 9  | 741-04-06   | 62 | 773-44L    | 36 | 811-12010       | 15 |
| 536-12B     | 48 | 600-03CL    | 26 | 710-10     | 9  | 741-04-08   | 62 | 7746-06    | 14 | 811-12010DFL    | 16 |
| 536-0104    | 49 | 600-03EB    | 26 | 710-12     | 9  | 741-04-10   | 62 | 7746-08    | 14 | 811-12012       | 15 |
| 536-0106    | 49 | 600-03GD    | 26 | 710-16     | 9  | 741-06-04   | 62 | 7746-10    | 14 | 811-12012DFL    | 16 |
| 536-0106BK  | 50 | 600-03GW    | 26 | 710-20     | 9  | 741-06-06   | 62 | 7746-12    | 14 | 811-12016       | 15 |
| 536-0108    | 49 | 600-03LG    | 26 | 711-0106   | 13 | 741-06-08   | 62 | 7746-16    | 14 | 811-12016DFL    | 16 |
| 536-0108BK  | 50 | 600-03OR    | 26 | 711-0108   | 13 | 741-06-10   | 62 | 775-02     | 36 | 811-15004       | 15 |
| 536-0110    | 49 | 600-03RD    | 26 | 711-0110   | 13 | 741-08-06   | 62 | 775-03     | 36 | 811-15006       | 15 |
| 536-0110BK  | 50 | 600-03WT    | 26 | 711-0112   | 13 | 741-08-08   | 62 | 775-03     | 64 | 811-15006-08DFL | 16 |
| 536-0112    | 49 | 600-03YE    | 26 | 711-0116   | 13 | 741-08-10   | 62 | 775-03-02  | 36 | 811-15008       | 15 |
| 536-0112BK  | 50 | 600-04      | 26 | 711-06     | 7  | 741-08-12   | 62 | 775-03L    | 36 | 811-15008DFL    | 16 |
| 536-12004   | 49 | 600-04      | 38 | 711-08     | 7  | 741-10-10   | 62 | 775-04     | 36 | 811-15010       | 15 |
| 536-12006   | 49 | 600-04HP    | 39 | 711-10     | 7  | 741-10-12   | 62 | 775-04     | 64 | 811-15010DFL    | 16 |
| 536-12006BK | 50 | 600-05      | 38 | 711-12     | 7  | 741-12-10   | 62 | 775-04L    | 36 | 811-15012       | 15 |
| 536-12008   | 49 | 600-05CB    | 38 | 711-12006  | 13 | 741-12-12   | 62 | 775-06     | 64 | 811-15012DFL    | 16 |
| 536-12008BK | 50 | 600-05CL    | 38 | 711-12008  | 13 | 741-16-12   | 62 | 775-44     | 36 | 811-15016       | 15 |
| 536-12010   | 49 | 600-06      | 38 | 711-12010  | 13 | 742-03-31   | 63 | 775-44     | 64 | 811-15016DFL    | 16 |
| 536-12010BK | 50 | 600-06HP    | 39 | 711-12012  | 13 | 742-03-M121 | 63 | 775BN      | 37 | 811-16          | 6  |
| 536-12012   | 49 | 600-08      | 38 | 711-12016  | 13 | 742-03-M122 | 63 | 776-03     | 64 | 811-18004       | 15 |
| 536-12012BK | 50 | 600-08HP    | 39 | 711-15006  | 13 | 742-03-M14  | 63 | 776-03-04  | 64 | 811-18006       | 15 |
| 536-15004   | 49 | 6001-02     | 27 | 711-15008  | 13 | 742-04-31   | 63 | 776-04     | 64 | 811-18008       | 15 |
| 536-15006   | 49 | 6001-03     | 27 | 711-15010  | 13 | 742-04-M12  | 63 | 776-04-03  | 64 | 811-18010       | 15 |
| 536-15006BK | 50 | 6001-04     | 27 | 711-15012  | 13 | 742-04-M121 | 63 | 776-04-M12 | 64 | 811-18012       | 15 |
| 536-15008   | 49 | 6001-06     | 39 | 711-15016  | 13 | 742-04-M14  | 63 | 776-04-M14 | 64 | 811-18016       | 15 |
| 536-15008BK | 50 | 6001-08     | 39 | 711-16     | 7  | 742-08-M14  | 63 | 776-06     | 64 | 811-4504        | 15 |
| 536-15010   | 49 | 6001-31_VW  | 28 | 711-18006  | 13 | 742-08-M16  | 63 | 776-06-04  | 64 | 811-4506        | 15 |
| 536-15010BK | 50 | 6001-32_VW  | 28 | 711-18008  | 13 | 742-08-M18  | 63 | 776-06-M12 | 64 | 811-4506-08DFL  | 16 |



## Parts Index

| Part No.       | Pg | Part No.      | Pg | Part No.    | Pg | Part No.       | Pg | Part No. | Pg | Part No.    | Pg |
|----------------|----|---------------|----|-------------|----|----------------|----|----------|----|-------------|----|
| 811-4508       | 15 | 936-12DB      | 45 | AN814-06    | 56 | AN822-08       | 60 | AN837-16 | 57 | AN920-04    | 66 |
| 811-4508DFL    | 16 | 936-12DCH     | 45 | AN814-06S   | 56 | AN822-08-08    | 60 | AN840-04 | 65 | AN920-06    | 66 |
| 811-4510       | 15 | 936-12DR      | 45 | AN814-08    | 56 | AN822-08-12    | 60 | AN840-06 | 65 | AN920-06-10 | 66 |
| 811-4510DFL    | 16 | 936-16DB      | 45 | AN814-10    | 56 | AN822-10       | 60 | AN840-08 | 65 | AN920-08    | 66 |
| 811-4512       | 15 | 936-16DCH     | 45 | AN815-02    | 56 | AN822-12       | 60 | AN840-10 | 65 | AN920-08-10 | 66 |
| 811-4512DFL    | 16 | 936-16DR      | 45 | AN815-03    | 56 | AN822-12-08    | 60 | AN840-12 | 65 | AN920-10    | 66 |
| 811-4516       | 15 | 945-03-31     | 62 | AN815-03V   | 56 | AN822-12-16    | 60 | AN842-04 | 65 | AN920-10-08 | 66 |
| 811-4516DFL    | 16 | 945-03-32     | 62 | AN815-04    | 56 | AN822-16       | 60 | AN842-06 | 65 | AN920-10-12 | 66 |
| 811-9004       | 15 | 945-03-M121   | 62 | AN815-06    | 56 | AN823-03       | 60 | AN842-08 | 65 | AN920-12    | 66 |
| 811-9006       | 15 | 992-02-21     | 36 | AN815-08    | 56 | AN823-04       | 60 | AN842-10 | 65 | AN920-12-10 | 66 |
| 811-9006-08DFL | 16 | 992-02-22     | 36 | AN815-10    | 56 | AN823-06       | 60 | AN844-04 | 65 | AN921-06    | 66 |
| 811-9008       | 15 | 992-03-21     | 36 | AN815-12    | 56 | AN823-06-02    | 60 | AN844-06 | 65 | AN921-08    | 66 |
| 811-9008DFL    | 16 | 992-03-22     | 36 | AN815-16    | 56 | AN823-06-06    | 60 | AN844-08 | 65 | AN921-10    | 66 |
| 811-9010       | 15 | 992-03-31     | 36 | AN816-03    | 60 | AN823-08-08    | 60 | AN844-10 | 65 | AN921-12    | 66 |
| 811-9010DFL    | 16 | 992-03-31L    | 36 | AN816-03-04 | 60 | AN823-08       | 60 | AN871-04 | 57 | AN922-06    | 66 |
| 811-9012       | 15 | 992-03-31S    | 36 | AN816-04-04 | 60 | AN823-10       | 60 | AN871-06 | 57 | AN922-08    | 66 |
| 811-9012DFL    | 16 | 992-03-32L    | 36 | AN816-04D   | 60 | AN823-10-06    | 60 | AN871-08 | 57 | AN924-02    | 57 |
| 811-9016       | 15 | 992-03-35     | 36 | AN816-06    | 60 | AN823-16       | 60 | AN871-10 | 57 | AN924-03    | 57 |
| 811-9016DFL    | 16 | 992-03-35L    | 36 | AN816-06-02 | 60 | AN824-03       | 57 | AN871-12 | 57 | AN924-04    | 57 |
| 812-4506       | 15 | 992-04-32     | 36 | AN816-06-06 | 60 | AN824-04       | 57 | AN910-01 | 60 | AN924-06    | 57 |
| 812-4508       | 15 | 992-04-32     | 64 | AN816-06-08 | 60 | AN824-06       | 57 | AN910-02 | 60 | AN924-08    | 57 |
| 812-4510       | 15 | 992-04-M12    | 36 | AN816-07    | 60 | AN824-06-06-08 | 58 | AN910-03 | 60 | AN924-10    | 57 |
| 812-4512       | 15 | 992-04-M12    | 64 | AN816-08    | 60 | AN824-08       | 57 | AN910-04 | 60 | AN924-12    | 57 |
| 812-9006       | 15 | 992-04-M121   | 36 | AN816-08-08 | 60 | AN824-10       | 57 | AN910-06 | 60 | AN924-16    | 57 |
| 812-9008       | 15 | 992-04-M121   | 64 | AN816-08-12 | 60 | AN824-12       | 57 | AN910-08 | 60 | AN929-02    | 57 |
| 812-9010       | 15 | 992-04-M121S  | 36 | AN816-10    | 60 | AN824-16       | 57 | AN911-01 | 61 | AN929-03    | 57 |
| 812-9012       | 15 | 992-04-M121S  | 64 | AN816-10-06 | 60 | AN825-03       | 60 | AN911-02 | 61 | AN929-04    | 57 |
| 818-31         | 52 | 992-04-M121SS | 36 | AN816-10-12 | 60 | AN825-04       | 60 | AN911-03 | 61 | AN929-05    | 57 |
| 825-06         | 8  | 992-04-M122   | 36 | AN816-12    | 60 | AN825-06       | 60 | AN911-04 | 61 | AN929-06    | 57 |
| 825-08         | 8  | 992-04-M122   | 64 | AN816-12-08 | 60 | AN825-08       | 60 | AN912-01 | 61 | AN929-08    | 57 |
| 825-10         | 8  | 992-06-M12    | 64 | AN816-12-16 | 60 | AN825-10       | 60 | AN912-02 | 61 | AN929-10    | 57 |
| 825-12         | 8  | 992-06-M14    | 64 | AN816-16    | 60 | AN825-12       | 60 | AN912-03 | 61 | AN929-12    | 57 |
| 910-04         | 6  | 992-06-M142   | 64 | AN816-16-12 | 60 | AN826-03       | 60 | AN912-06 | 61 | AN929-16    | 57 |
| 910-06         | 6  | 992-06-M16    | 64 | AN818-03    | 52 | AN826-04       | 60 | AN912-07 | 61 | AN929-20    | 57 |
| 910-06FC       | 9  | 992-08-M16    | 64 | AN818-03    | 56 | AN826-06       | 60 | AN912-08 | 61 | AN932-01    | 61 |
| 910-06FCCL     | 9  | 992-08-M18    | 64 | AN818-04    | 56 | AN826-08       | 60 | AN912-12 | 61 | AN932-02    | 61 |
| 910-08         | 6  | 992-31BN      | 37 | AN818-06    | 56 | AN826-10       | 60 | AN913-02 | 61 | AN932-03    | 61 |
| 910-10         | 6  | 992-31BNS     | 37 | AN818-08    | 56 | AN826-12       | 60 | AN913-03 | 61 | AN932-04    | 61 |
| 910-12         | 6  | 992-32BN      | 37 | AN818-10    | 56 | AN827-04       | 57 | AN914-01 | 61 | AN932-05    | 61 |
| 910-16         | 6  | 993-03-31     | 36 | AN818-12    | 56 | AN827-06       | 57 | AN914-02 | 61 | AN932-06    | 61 |
| 910-20         | 6  | 993-03-31L    | 36 | AN818-16    | 56 | AN832-03       | 57 | AN914-03 | 61 | AN932-08    | 61 |
| 919-04-03      | 58 | 993-03-31S    | 36 | AN819-03    | 52 | AN832-04       | 57 | AN914-04 | 61 | AN938-04    | 57 |
| 919-04-44      | 58 | 993-03-32     | 36 | AN819-03    | 56 | AN832-06       | 57 | AN915-01 | 61 | AN938-06    | 57 |
| 919-06-03      | 58 | 993-04-32     | 36 | AN819-04    | 56 | AN832-08       | 57 | AN916-01 | 61 | AN938-08    | 57 |
| 919-06-04      | 58 | 993-31BN      | 37 | AN819-06    | 56 | AN832-10       | 57 | AN916-02 | 61 | AN938-10    | 57 |
| 919-08-06      | 58 | 993-31BNS     | 37 | AN819-08    | 56 | AN832-12       | 57 | AN917-01 | 61 | AN938-12    | 57 |
| 919-10-06      | 58 | 993-32BN      | 37 | AN819-10    | 56 | AN832-16       | 57 | AN917-02 | 61 | AN950-04-03 | 58 |
| 919-10-08      | 58 | AN804-03      | 56 | AN819-12    | 56 | AN833-03       | 57 | AN917-03 | 61 | AN950-06-03 | 58 |
| 919-12-10      | 58 | AN804-04      | 56 | AN819-16    | 56 | AN833-03       | 57 | AN917-04 | 61 | AN950-06-04 | 58 |
| 924-03         | 70 | AN804-06      | 56 | AN821-03    | 56 | AN833-06       | 57 | AN919-0  | 58 | AN950-08-04 | 58 |
| 924-04         | 70 | AN804-08      | 56 | AN821-04    | 56 | AN833-08       | 57 | AN919-01 | 58 | AN950-08-06 | 58 |
| 926-06         | 70 | AN806-02      | 56 | AN821-06    | 56 | AN833-10       | 57 | AN919-02 | 58 | AN950-10-06 | 58 |
| 936-04DB       | 45 | AN806-03      | 56 | AN821-08    | 56 | AN833-12       | 57 | AN919-03 | 58 | AN950-10-08 | 58 |
| 936-04DCH      | 45 | AN806-04      | 56 | AN821-10    | 56 | AN833-16       | 57 | AN919-06 | 58 | AN950-12-08 | 58 |
| 936-04DR       | 45 | AN806-05      | 56 | AN821-12    | 56 | AN834-03       | 57 | AN919-07 | 58 | AN950-12-10 | 58 |
| 936-06DB       | 45 | AN806-06      | 56 | AN821-16    | 56 | AN834-04       | 57 | AN919-10 | 58 | AN950-16-12 | 58 |
| 936-06DCH      | 45 | AN806-08      | 56 | AN822-03    | 60 | AN834-06       | 57 | AN919-12 | 58 | AN950-20-16 | 58 |
| 936-06DR       | 45 | AN806-10      | 56 | AN822-04    | 60 | AN834-08       | 57 | AN919-14 | 58 | AN951-03-04 | 58 |
| 936-08DB       | 45 | AN806-12      | 56 | AN822-04-04 | 60 | AN837-03       | 57 | AN919-15 | 58 | AN951-04-06 | 58 |
| 936-08DCH      | 45 | AN806-16      | 56 | AN822-06    | 60 | AN837-04       | 57 | AN919-18 | 58 | AN951-06-08 | 58 |
| 936-08DR       | 45 | AN814-03      | 56 | AN822-06-02 | 60 | AN837-06       | 57 | AN919-19 | 58 | AN951-08-10 | 58 |
| 936-10DB       | 45 | AN814-03S     | 56 | AN822-06-06 | 60 | AN837-08       | 57 | AN919-20 | 58 | AN951-10-12 | 58 |
| 936-10DCH      | 45 | AN814-04      | 56 | AN822-06-08 | 60 | AN837-10       | 57 | AN919-22 | 58 | AN951-12-16 | 58 |
| 936-10DR       | 45 | AN814-04S     | 56 | AN822-07    | 60 | AN837-12       | 57 | AN919-23 | 58 | AN971-03    | 57 |

**Material Key**

**B:** Brass, **C:** Stainless Steel, **CH:** Chrome Plated, **D:** Aluminium,  
**P:** Zinc Plated Carbon Steel, **Z1:** Silver Plated Carbon Steel

Parts Index

| Part No.    | Pg | Part No.    | Pg | Part No.    | Pg | Part No.     | Pg | Part No.     | Pg | Part No.        | Pg |
|-------------|----|-------------|----|-------------|----|--------------|----|--------------|----|-----------------|----|
| AN971-04    | 57 | CPL-06      | 59 | DR-25-1/2   | 69 | GR30P        | 74 | N8426        | 52 | S441-03         | 31 |
| AN971-06    | 57 | CPL-08      | 59 | DR-25-1/4   | 69 | GR30H        | 74 | N8462        | 52 | S442-31         | 32 |
| AN971-08    | 57 | CPL-10      | 59 | DR-25-3/4   | 69 | GQD03BP03EA  | 18 | OR-XX        | 22 | S442-31L        | 32 |
| AN971-10    | 57 | CPL-12      | 59 | DR-25-3/8   | 69 | GQD03BP03F   | 18 | OR6290-03    | 68 | S443-03         | 31 |
| AN971-12    | 57 | CPL-16      | 59 | DW-09       | 71 | GQD03BP04EA  | 18 | OR6290-04    | 68 | S445-0131       | 32 |
| AN971-16    | 57 | CPL-81610   | 59 | DW-10       | 71 | GQD03BP04F   | 18 | OR6290-06    | 68 | S445-0132       | 32 |
| AN971-20    | 57 | CPL-8164    | 59 | DW-11       | 71 | GQD03BS03EA  | 18 | OR6290-08    | 68 | S445-2031       | 32 |
| AW760-04    | 70 | CPL-8166    | 59 | DW-20A      | 71 | GQD03BS03F   | 18 | OR6290-10    | 68 | S445-31         | 32 |
| AW760-06    | 70 | CPL-81662   | 59 | DW-21B      | 71 | GQD03BS04EA  | 18 | OR6290-12    | 68 | S445-4531       | 32 |
| AW760-08    | 70 | CPL-81666   | 59 | DW-23C      | 71 | GQD03BS04F   | 18 | PHS-03CL     | 69 | S445-9031       | 32 |
| AW760-10    | 70 | CPL-823-03  | 59 | DW-24CC     | 71 | GQD05BP04BEA | 18 | PHS-03CL-CF  | 69 | S445-9032       | 32 |
| AW760-12    | 70 | CPL-823-04  | 59 | DW-25D      | 71 | GQD05BP04F   | 18 | PHS-03DB     | 69 | S446-31         | 32 |
| AW760-16    | 70 | CPL-823-06  | 59 | DW-26E      | 71 | GQD05BP06F   | 18 | PHS-03DB-CF  | 69 | S446EXP         | 32 |
| AW760-SET   | 70 | CPL-823-08  | 59 | DW-27F      | 71 | GQD05BS04EA  | 18 | PHS-03DR     | 69 | S448-31         | 32 |
| BL775-03    | 36 | CPL-823-10  | 59 | DW-30H      | 71 | GQD05BS04F   | 18 | PHS-03DR-CF  | 69 | S449-03         | 31 |
| BL775-03S   | 36 | CPL-823-12  | 59 | FB186       | 64 | GQD05BS06F   | 18 | PHS-06DB     | 69 | S451-31         | 32 |
| BL775-44    | 36 | CPL-824-03  | 59 | FB206       | 64 | GQD08BP06F   | 18 | PHS-06DR     | 69 | S452-31         | 32 |
| BL992-31    | 36 | CPL-824-04  | 59 | FCV-04      | 23 | GQD08BP08F   | 18 | PHS-08DB     | 69 | S492-31         | 32 |
| BL992-31S   | 36 | CPL-824-06  | 59 | FCV-06      | 23 | GQD08BS06F   | 18 | PHS-08DR     | 69 | S5070-03        | 34 |
| BL992-32    | 36 | CPL-824-08  | 59 | FCV-08      | 23 | GQD08BS08F   | 18 | PLCC-03      | 68 | S5091-02-03     | 34 |
| BL993-31    | 36 | CPL-824-10  | 59 | FCV-10      | 23 | GQD08PP06F   | 19 | PLCC-04      | 68 | S5091-03        | 34 |
| BL993-31S   | 36 | CPL-824-12  | 59 | FF572-04    | 23 | GQD08PP08F   | 19 | PLCC-05      | 68 | S5091-03-04     | 34 |
| BL993-32    | 36 | CPL-826-03  | 59 | FF572-06    | 23 | GQD08PS06F   | 19 | PLCC-06      | 68 | S5091-03S       | 34 |
| BLT-301NY   | 35 | CPL-826-04  | 59 | FF572-08    | 23 | GQD08PS06LF  | 19 | PLCC-08      | 68 | S5091-04        | 40 |
| BLT-302/312 | 35 | CPL-826-06  | 59 | FF572-10    | 23 | GQD08PS08LF  | 19 | PLCC-10      | 68 | S5091-04_MP     | 34 |
| BLT-302NY   | 35 | CPL-826-08  | 59 | FG900-03S   | 70 | GQD14PP12F   | 19 | PLCC-12      | 68 | S5091-04-03     | 34 |
| BLT-311NY   | 35 | CPL-826-10  | 59 | FG900-06S   | 70 | GQD14PS12F   | 19 | PLCC-16      | 68 | S5091-04-M12_MP | 34 |
| BLT-312NY   | 35 | CPL-826-12  | 59 | FG900-08S   | 70 | GQDJAC06DF   | 20 | PLCC-20      | 68 | S5091-06-M12    | 40 |
| BN-CAP      | 37 | CPL-9004    | 59 | FG900-12S   | 70 | GQDJAC06DM   | 20 | PLCC-24      | 68 | S5092-03        | 34 |
| BN506       | 37 | CPL-9006    | 59 | FG900-16S   | 70 | HL591-06D    | 54 | RC110-04     | 11 | S5092-03-02     | 34 |
| BN506PSB    | 37 | CPL-9008    | 59 | FG900-20S   | 70 | HL811-06D    | 53 | RC110-06     | 11 | S5092-03-04     | 34 |
| BN506PSB-HD | 37 | CPL-9010    | 59 | FM10100-03  | 66 | HL814-06D    | 53 | RC110-08     | 11 | S5092-03-M12    | 34 |
| BN507       | 37 | CPL-9012    | 59 | FM10100-031 | 66 | HL821-0406D  | 53 | RC110-10     | 11 | S5092-04-03     | 34 |
| BN507PSB    | 37 | CPL-903     | 59 | FM10100-04  | 66 | HL821-04D    | 53 | RC110-12     | 11 | S5092-05-M10CSW | 40 |
| BN508       | 37 | CPL-904     | 59 | FM10125-03  | 66 | HL821-06D    | 53 | RC110-16     | 11 | S5092-05-M12CSW | 40 |
| BN508PSB    | 37 | CPL-906     | 59 | FM10324-03  | 66 | HL822-06D    | 53 | RC110-20     | 11 | S5093-02-03     | 34 |
| BN510       | 37 | CPL-908     | 59 | FM10716-03  | 66 | HL823-0406D  | 53 | RC600-03CTUV | 31 | S5093-03        | 34 |
| BN510PSB    | 37 | CPL-910     | 59 | FM10716-04  | 66 | HL823-04D    | 53 | RC600-03TUV  | 31 | S5093-03-04     | 34 |
| BN512PSB    | 37 | CPL-9104    | 59 | FP190       | 66 | HL823-06D    | 53 | RC600-04CHP  | 40 | S5093L-03       | 34 |
| BN561PSB    | 37 | CPL-9106    | 59 | FP191       | 66 | HL824-06D    | 54 | RC600-04CMP  | 40 | S5093-03-M12    | 34 |
| BN704       | 37 | CPL-9108    | 59 | FP192       | 65 | HL831-0406D  | 53 | RC600-05CMP  | 40 | S5093R-03       | 34 |
| BN704PSB    | 37 | CPL-9110    | 59 | FP193       | 65 | HL831-06D    | 53 | RC600-06CHP  | 40 | S5094-03        | 34 |
| BTL-300     | 35 | CPL-9112    | 59 | FP194       | 65 | HL836-03C    | 52 | RC600-06CMP  | 40 | S5094L-03       | 34 |
| BTL-303     | 35 | CPL-9116    | 59 | FP195       | 65 | HL836-04D    | 53 | RC600-08CHP  | 40 | S5094R-03       | 34 |
| BTL-304     | 35 | CPL-912     | 59 | FP196       | 65 | HL836-06D    | 53 | RC600-08CMP  | 40 | S5095-03        | 34 |
| BTL-305     | 35 | CUW-M12     | 71 | FP197       | 65 | HL837-06D    | 53 | RCC711-06    | 14 | S5097-03        | 34 |
| BTL-306     | 35 | CUW-M14     | 71 | FP199       | 65 | HL841-06D    | 53 | RCC711-08    | 14 | S5098-03        | 34 |
| BTL-307     | 35 | CUW-M16     | 71 | FRP-2BK     | 69 | HL843-06D    | 53 | RCC711-10    | 14 | S5099-03        | 34 |
| BTL-308     | 35 | CUW-M18     | 71 | FRP-3BK     | 69 | HL854-06D    | 54 | RCC711-12    | 14 | S5099-03-04     | 34 |
| BTL-310     | 35 | CW901-04    | 71 | G105-31A    | 38 | HP-03BK      | 70 | RCC711-16    | 14 | S5099S-03       | 34 |
| BTL-313     | 35 | CW901-06    | 71 | G105-31B    | 38 | HS760-03     | 69 | RCC910-04    | 11 | S5099S-03-M6    | 34 |
| BTL-314     | 35 | CW901-08    | 71 | G105A       | 38 | HS760-06     | 69 | RCC910-06    | 11 | S5099SL-03      | 34 |
| BTL-315     | 35 | CW901-10    | 71 | G105A-44    | 38 | HS760-10     | 69 | RCC910-08    | 11 | S5099SL2-03     | 34 |
| BTL-316     | 35 | CW901-12    | 71 | G1067A      | 38 | LWD594       | 68 | RCC910-10    | 11 | S5099SR-03      | 34 |
| BTL-317     | 35 | CW901-M12   | 71 | G106A       | 38 | LWD595       | 68 | RCC910-12    | 11 | S5132-02-03     | 34 |
| BTL-318     | 35 | CW901-M14   | 71 | G114        | 38 | LWD596       | 68 | RCC910-16    | 11 | S5132-03-03     | 34 |
| BTL-322     | 35 | CW901-M16   | 71 | G115        | 38 | LWD597       | 68 | ROV-06-FIA   | 23 | S5135-03        | 34 |
| CAB1215     | 64 | CW901-M18   | 71 | G116H       | 38 | LWD598       | 68 | ROV-10-FIA   | 23 | S5135-03S       | 34 |
| CAB206      | 64 | D100-711-06 | 74 | GA-3        | 64 | N1401        | 52 | S321-03      | 33 | S5136-03        | 34 |
| CAB208      | 64 | D100-711-08 | 74 | GM100       | 74 | N1406        | 52 | S321SM       | 33 | S5137-03        | 34 |
| CAB246      | 64 | D100-711-10 | 74 | GM100MTB    | 74 | N1460        | 52 | S323-03      | 33 | S5139-03S       | 34 |
| CAB5820     | 64 | D100-711-12 | 74 | GM102       | 74 | N8401        | 52 | S332         | 33 | S6001-02        | 31 |
| CPL-03      | 59 | D100-711-16 | 74 | GM104       | 74 | N8402        | 52 | S332-03      | 33 | S6001-02-03     | 31 |
| CPL-04      | 59 | DR-25-1     | 69 | GP101       | 74 | N8412        | 52 | S440-03      | 31 | S6001-03        | 31 |

## Parts Index

| <b>Part No.</b> | <b>Pg</b> | <b>Part No.</b> | <b>Pg</b> |
|-----------------|-----------|-----------------|-----------|
| S6001-04        | 40        | S770-03         | 33        |
| S6001-04-MP     | 31        | S771-03         | 33        |
| S6001-06        | 40        | S772-03         | 33        |
| S6001-08        | 40        | S816-03         | 33        |
| S6001-31_AU     | 32        | S816-03-04      | 33        |
| S6001-31_LR     | 32        | SP-202          | 38        |
| S6001-31_MN     | 32        | SP-203          | 38        |
| S6001-31_PR     | 32        | SP-225          | 38        |
| S6001-31_VW     | 32        | SP823           | 74        |
| S6001-31_VWG5   | 32        | SS902-03        | 71        |
| S6001-31_VWG7   | 32        | SS902-04        | 71        |
| S6045-02        | 31        | SS902-05        | 71        |
| S6045-02-03     | 31        | SS902-06        | 71        |
| S6045-03        | 31        | SS902-07        | 71        |
| S6045-03-04     | 31        | SS902-08        | 71        |
| S6045-04-MP     | 31        | SS902-09        | 71        |
| S6046-03        | 31        | SS902-10        | 71        |
| S6046-04        | 40        | SS902-12        | 71        |
| S6046-04-MP     | 31        | SS902-14        | 71        |
| S6046-06        | 40        | TF-TU25-04      | 49        |
| S6046-08        | 40        | TF-TU25-06      | 49        |
| S6090-02        | 31        | TF-TU25-08      | 49        |
| S6090-02-03     | 31        | TF-TU25-10      | 49        |
| S6090-03        | 31        | TP598           | 68        |
| S6090-03-02     | 31        | W903-08D        | 22        |
| S6090-04-MP     | 31        | W903-10D        | 22        |
| S6090-31        | 32        | W903-12D        | 22        |
| S6090M-31       | 32        | W903-16D        | 22        |
| S6091-02-03     | 31        | W903-20D        | 22        |
| S6091-03        | 31        | W903-24D        | 22        |
| S6091-03-04     | 31        | W903-28D        | 22        |
| S6091-04        | 40        | W903-32D        | 22        |
| S6091-04-MP     | 31        | W903-40D        | 22        |
| S6091-06        | 40        | W903-48D        | 22        |
| S6091-08        | 40        | W991-08DE       | 22        |
| S6120-04        | 40        | W991-10DE       | 22        |
| S6150-04        | 40        | W991-12DE       | 22        |
| S6180-04        | 40        | W991-16DE       | 22        |
| S747-03         | 31        | W991-20DE       | 22        |
| S747-44         | 31        | W991-24DE       | 22        |
| S748-03         | 31        | W991-28DE       | 22        |
| S748-03PDS      | 31        | W991-32DE       | 22        |
| S749-03-31      | 32        | W991-40DE       | 22        |
| S749-03-32      | 32        | W991-48DE       | 22        |
| S750-03-31      | 32        |                 |           |
| S754-03-31      | 33        |                 |           |
| S755-03-31      | 33        |                 |           |
| S756-03         | 31        |                 |           |
| S757-03-31      | 33        |                 |           |
| S757-03-31_DS   | 33        |                 |           |
| S757-03-31_E    | 33        |                 |           |
| S758-03-31      | 33        |                 |           |
| S758-03-31F     | 33        |                 |           |
| S758-03-31S     | 33        |                 |           |
| S759-03-31      | 33        |                 |           |
| S759-03-31_BKT  | 33        |                 |           |
| S759-03-31F     | 33        |                 |           |
| S759-03-31FB    | 33        |                 |           |
| S759-03-31S     | 33        |                 |           |
| S759-03-32      | 33        |                 |           |
| S759-03-M121    | 33        |                 |           |
| S760-03-31      | 33        |                 |           |
| S762-03-31      | 33        |                 |           |
| S762-03-31S     | 33        |                 |           |



---

Notes

---

## EUROPE

### EXETER

Dart Building  
Grenadier Road,  
Exeter Business Park,  
Exeter, Devon,  
EX1 3QF, UK  
t.+44 (0) 1392 440640

### NEUSTADT

Talstrasse 227,  
D-67434 Neustadt,  
Germany  
t.+49 (0) 6321 484 47-0

### PARIS

Sarl Za Les Pres d'Andy,  
77950 St Germain, Laxis,  
France  
t.+33 (1) 64 38 44 44

### PIJNACKER

Delftsestraatweg 26i,  
2641 NB Pijnacker, Netherlands  
t.+31 (15) 256 5232

### VALENCIA

Calle Corretger  
Parque Empresarial Tactica  
46980 - Paterna, Valencia,  
Espana  
t. +34 (96) 252 4593

## ASIA PACIFIC

### TOKYO

Square Bldg.1F, 4-32-2 Honcho,  
Funabashi, Chiba,  
Japan 273-0005  
t. +81 (90) 4929 9285

## NORTH AMERICA

### TORRANCE

529 Van Ness Ave.  
Torrance, CA 90501, USA  
t.+1 (310) 533 1924


### MOORESVILLE

174 Gasoline Alley,  
 Mooresville,  
NC 28117, USA  
t.+1 (704) 662 9095

### TIJUANA

Via Rapida Poniente,  
16755 Col. Ninos Heroes  
Este, Tijuana, B.C. 22120,  
Mexico  
t. +52 (664) 660 8825

# GOODRIDGE

    [goodridge.com](http://goodridge.com)